

# SPECIFIC RULES FOR SHAKESPEARE EVENTS 2016

## TABLE OF CONTENTS FOR E4

|  |                |
|--|----------------|
| <b>Acting Events</b> . . . . .                           | E4-2 thru E4-4 |
| Event 3, Audition Monologue. . . . .                     | E4-2           |
| Event 4, That Way Madness Lies (Straight) . . . . .      | E4-3           |
| Event 5, Shakespeare's Musical . . . . .                 | E4-3           |
| Event 6, Sibs from Another Crib. . . . .                 | E4-3           |
| Event 7, Large Group Drama ( <i>Macbeth</i> ) . . . . .  | E4-4           |
| Event 8, Large Group Comedy ( <i>Tempest</i> ) . . . . . | E4-4           |
| Event 9, Shakespeare's Lesser Plays. . . . .             | E4-4           |

|   |                 |
|---|-----------------|
| <b>Technical Events</b> . . . . .             | E4-5 thru E4-31 |
| MS/JV (A/B) Div Tech Theme. . . . .           | E4-5            |
| Varsity (C) Div Tech Theme. . . . .           | E4-5            |
| Quick Overview of Tech Categories. . . . .    | E4-6            |
| Basic Information for ALL divisions . . . . . | E4-7            |

### Costume Categories Special Information

|                              |       |
|------------------------------|-------|
| Extra Entries . . . . .      | E4-8  |
| Notes to Coaches . . . . .   | E4-9  |
| Costume Guidelines . . . . . | E4-10 |
| Helpful Hints . . . . .      | E4-11 |

### JV (B) Div Sets/Lights/

|                   |                  |
|-------------------|------------------|
| Graphics. . . . . | E4-14 thru E4-15 |
|-------------------|------------------|

|                                     |       |
|-------------------------------------|-------|
| JV (B) Div Court Costumes . . . . . | E4-16 |
|-------------------------------------|-------|

|  |       |
|--|-------|
| JV (B) Div Character Costumes. . . . . | E4-17 |
|--|-------|

|   |       |
|---|-------|
| MS (A) Div Sets/Lights/Graphics . . . . . | E4-11 |
|---|-------|

|                                     |       |
|-------------------------------------|-------|
| MS (A) Div Court Costumes . . . . . | E4-12 |
|-------------------------------------|-------|

|   |       |
|---|-------|
| MS (A) Div Character Costumes . . . . . | E4-13 |
|---|-------|

### Varsity (C) Div Sets/Lights/

|                   |                  |
|-------------------|------------------|
| Graphics. . . . . | E4-19 thru E4-24 |
|-------------------|------------------|

|                            |       |
|----------------------------|-------|
| Sample Light Plot. . . . . | E4-22 |
|----------------------------|-------|

|                                      |       |
|--------------------------------------|-------|
| Sample Instrument Schedule . . . . . | E4-22 |
|--------------------------------------|-------|

|                              |       |
|------------------------------|-------|
| Instrument Schedule. . . . . | E4-23 |
|------------------------------|-------|

|                                   |       |
|-----------------------------------|-------|
| Light Lab Sample Hook-Up. . . . . | E4-23 |
|-----------------------------------|-------|

|                                   |       |
|-----------------------------------|-------|
| Common Lighting Symbols . . . . . | E4-24 |
|-----------------------------------|-------|

|   |       |
|---|-------|
| Varsity (C) Div Court Costumes. . . . . | E4-25 |
|---|-------|

|  |       |
|--|-------|
| Varsity (C) Div Character Costumes . . . . . | E4-26 |
|--|-------|

### Concept Papers

|                               |       |
|-------------------------------|-------|
| Sets/Lights/Graphics. . . . . | E4-27 |
|-------------------------------|-------|

|                          |       |
|--------------------------|-------|
| Court Costumes . . . . . | E4-28 |
|--------------------------|-------|

|                              |       |
|------------------------------|-------|
| Character Costumes . . . . . | E4-29 |
|------------------------------|-------|

### Verifications

|                               |       |
|-------------------------------|-------|
| Sets/Lights/Graphics. . . . . | E4-30 |
|-------------------------------|-------|

|                    |       |
|--------------------|-------|
| Costumes . . . . . | E4-31 |
|--------------------|-------|

|                 |           |
|-----------------|-----------|
| Index . . . . . | LAST PAGE |
|-----------------|-----------|

## MS (A) DIVISION TEACHERS, PLEASE REFER TO:

|                                      |                  |
|--------------------------------------|------------------|
| Acting Events . . . . .              | E4-2 thru E4-4   |
| Tech Events. . . . .                 | E4-12 thru E4-14 |
| Technical Event Directions           |                  |
| Concept Papers . . . . .             | E4-27 thru E4-29 |
| Costume Guidelines . . . . .         | E4-8 thru E4-11  |
| Extra Entries . . . . .              | E4-8             |
| Forms . . . . .                      | E4-30 thru E4-31 |
| General Info . . . . .               | E4-5 thru E4-7   |
| Quick Overview . . . . .             | E4-6             |
| Shakespeare Play Summaries . . . . . | C3-5             |

## JV (B) DIVISION TEACHERS, PLEASE REFER TO:

|                                      |                  |
|--------------------------------------|------------------|
| Acting Events . . . . .              | E4-2 thru E4-4   |
| Tech Events. . . . .                 | E4-15 thru E4-18 |
| Technical Event Directions           |                  |
| Concept Papers . . . . .             | E4-27 thru E4-29 |
| Costume Guidelines . . . . .         | E4-8 thru E4-11  |
| Extra Entries . . . . .              | E4-8             |
| Forms . . . . .                      | E4-30 thru E4-31 |
| General Info . . . . .               | E4-5 thru E4-7   |
| Quick Overview . . . . .             | E4-6             |
| Shakespeare Play Summaries . . . . . | C3-5             |

## VARSITY (C) DIV TEACHERS, PLEASE REFER TO:

|   |                  |
|---|------------------|
| Acting Events . . . . .   | E4-2 thru E4-4   |
| Tech Events. . . . .  | E4-19 thru E4-26 |
| Technical Event Directions  |                  |
| Concept Papers . . . . .  | E4-27 thru E4-29 |
| Costume Guidelines . . . . .  | E4-8 thru E4-11  |
| Extra Entries . . . . .   | E4-8             |
| Forms . . . . .   | E4-30 thru E4-31 |
| General Info . . . . .  | E4-5 thru E4-7   |
| Light Plot/Instrument Schedules/Color<br>Medium Schedules . . . . . | E4-22, E4-23     |
| Lighting Symbols . . . . .  | E4-24            |
| Quick Overview . . . . .  | E4-6             |
| Shakespeare Play Summaries . . . . .                                | C3-5             |

**NOTE TO ALL:  
PLEASE REFER TO E1 AND E2;  
ALL THOSE RULES APPLY AS WELL.**

## ACTING CATEGORIES

### TEXT

1. The text of the scene must come from a standard/authorized Shakespearean text. Pronoun change and subsequent verb agreement changes are permissible. Pronouns may be changed to an appropriate proper noun, and vice versa, for clarification (e.g. change “he” to “Cassio”). If using text in a language other than English, you must have a copy of the text available at the festival in the event of any rules questions.
2. Text is defined as dialog, act, scene, location, and stage directions. No spoken transition outside the text may be used. Individual words may not be combined at random to create new lines.

### MUSIC — FOR ALL SHAKESPEARE EVENTS

1. Music may be from any source.

Explanation of the music rule:

- A. No one is required to use music.
- B. If you use music, all words must be Shakespeare’s.
- C. The tune can be from any source.
- D. Rap is permitted, as long as it follows the rules for music.

### EVENT 3: RULES FOR AUDITION MONOLOGUE:

1. The participant will prepare and present two contrasting monologues. The entire presentation is not to exceed five minutes.
2. Both monologues must come from Shakespeare’s plays. They may come from either, both, or neither of the featured plays. A capella singing is permitted in one of the monologues.
3. No more than two (2) chairs may be used.

**Note: If there are more than 80 monologues in one division, at the end of semi-finals the top 20 students will be power sorted into two finals rooms. Each room will receive its own set of trophies and honorable mention plaques.**

*continued*

**EVENT 4: RULES FOR THAT WAY MADNESS LIES:**

1. 5 minute limit
2. 2–4 participants
3. **Must be from one of Shakespeare’s plays, but not either of the featured plays.**
4. **Must feature a character who is mad (insane, deranged), pretending to be mad, thought to be mad or treated as mad. May be a temporary fit of madness, caused by severe emotion.**

**REMINDER:** Rule 3 (E2-1) says “No scene that makes a parody of or is offensive to alternative lifestyles, religions, sexual orientation, or culture is allowed.”

5. **Must be a straight scene. (Straight scene rule: E2-2, #9)**  
**(Download approved scenes and suggestions list from DTASC web site.)**

**EVENT 5: RULES FOR MUSICAL SHAKESPEARE:**

1. 5 minute limit
2. 2–4 participants
3. **Must be from one of Shakespeare’s plays, but not either of the featured plays.**
4. **All text, including lyrics, must be from the chosen play.**
5. **Music may be from any source and may be added to any or all lines used.**

**EVENT 6: RULES FOR SIBS FROM ANOTHER CRIB:**

1. 5 minute limit
2. 2–4 participants
3. **Must be from ONE of Shakespeare’s plays, but not either of the featured plays.**
4. **Must be from a play that has at least one strong same-sex friendship. The two friends must have different parents.**

*continued*

## **SPECIFIC RULES FOR SHAKESPEARE EVENTS 2016, CONTINUED**

### **EVENT 7: RULES FOR LARGE GROUP DRAMA – MACBETH**

1. Must have 3–6 performers.
2. Must be a maximum of 8 minutes.
3. **Must be from *Macbeth* (may be referred to as *The Scottish Play*).**
4. **Must be a scene of dramatic intent — no parodies.**

### **EVENT 8: FOR LARGE GROUP COMEDY – THE TEMPEST**

1. Must have 3–6 performers.
2. Must be a maximum of 8 minutes.
3. **Must be from *The Tempest*.**
4. **Must be a scene that displays humor.**

### **EVENT 9: RULES FOR RARELY PERFORMED PLAYS\*:**

1. 8 minute limit
2. 3–10 participants
3. **Must be from one of Shakespeare’s plays on the approved list. (There will be at least 10 to choose from.) (Download link available from the web site.)**

NOTE: IF THERE ARE CHANGES TO REGISTRATION, please notify all of the following:

DTASC President, Treasurer, and Registrar for your division.  
Get current email addresses from the web site.

If you only notify one of them, the change might not be made where it needs to be.

\* “Rarely Performed” by DTASC. A list of plays for this category will be provided.

## TECHNICAL CATEGORIES

### GENERAL RULES FOR ALL TECH CATEGORIES

1. All tech categories can have no more than four (4) presenters for C Division, no more than six (6) presenters for A/B Divisions.
2. If participants do not present all the required elements for their specific technical category, their scores will be drastically affected.
3. Technical presentations shall not exceed eight (8) minutes in length.
4. Technical categories are to be entirely student designed and built. Presenters must submit a verification form signed by their sponsor indicating that the work was done by students.
5. Detailed guidelines are provided in this handbook; please follow them.

**If there are more than 20 entries in a tech event, they may be split into two rooms in the morning. The top 10 will compete against each other in the afternoon in a Finals round.**

### GENERAL RULES FOR SHAKESPEARE TECH CATEGORIES

1. Each entry in C Division Tech must be from one of the featured plays. A/B Tech may be specified or may be Open; i.e., from any Shakespeare play including the featured plays.
2. Must select one play per entry per category.
3. Schools may have two entries for Court Costume and two entries for Character Costume. Costume categories may have one or two costumes per entry. A \$100 restriction on construction materials will be allowed for each separate entry.  
**All costume entries: see pages E4-7, E4-8, E4-9, and E4-10.**

### SPECIFIC TECH RULES FOR SHAKESPEARE FESTIVAL 2016: ALL TECH THEATRE: MACBETH; THE TEMPEST

➔ **Must select one of the featured plays for each tech entry in ALL divisions.**

1. **ALL Coaches** should always refer to pages E4-5, E4-6, E4-7, and E4-32, as well as the specific pages listed below.
2. **Middle School:** See pages E4-11, E4-12, and E4-13, plus the pages they cross-reference.
3. **Junior Varsity:** See pages E4-14 thru E4-15, E4-16, and E4-17, plus the pages they cross-reference.
4. **Varsity:** See pages E4-18 thru E4-24, E4-25, and E4-26, plus the pages they cross-reference.

# QUICK OVERVIEW OF TECH CATEGORIES

For size requirements and details of what should be included, please refer to the appropriate page(s) in the handbook.

## SETS/LIGHTS/GRAPHICS

### Middle School (A) Division:

- ONE set model (NO light plan)
- ONE poster OR flyer
- Notebook including Concept Paper
- Sets/Lights/Graphics Verification Form
- 1–6 presenters; oral presentation
- Maximum \$50 for materials, not including black box

### Junior Varsity (B) Division:

- TWO set models
- a simple Overhead Ground Plan for EACH of the TWO sets
- a light plan for ONE of the sets
- ONE poster OR flyer
- Notebook including Concept Paper
- Sets/Lights/Graphics Verification Form
- 1–6 presenters; oral presentation
- Maximum \$75 for materials, not including black box

### Varsity (C) Division:

- must be from the featured plays
- THREE set models
- an overhead ground plan for EACH of the THREE sets
- a light plan for EACH of the THREE sets
- ONE poster OR flyer
- Notebook including Concept Paper
- Sets/Lights/Graphics Verification Form
- 1–4 presenters; oral presentation
- Maximum \$100 for materials, not including black box

## COURT COSTUME

### All Divisions:

- Must be a member of the royal court (any royal court of Shakespeare's time); cannot be a Shakespearean character
- May have 1 or 2 costumes per entry
- May have 1 or 2 entries (1–4 costumes)
- Each costume must be fully realized
- Notebook including Concept Paper
- Costume Verification Form
- Maximum of \$100 per entry, regardless of number of costumes in that entry

### MS and JV Divisions:

- 1–6 presenters; oral presentation

### Varsity Division:

- 1–4 presenters; oral presentation

## CHARACTER COSTUME

### All Divisions:

- Each costume must be for a character from a **featured** Shakespeare play
- May have 1 or 2 costumes per entry; if there are 2 costumes as one entry, the characters must be from the same play
- May have 1 or 2 entries (1–4 costumes)
- Each costume must be fully realized
- Notebook including Concept Paper
- Costume Verification Form
- Maximum of \$100 per entry, regardless of number of costumes in that entry

### MS and JV Divisions:

- 1–6 presenters; oral presentation

### Varsity Division:

- 1–4 presenters; oral presentation

### NOTE for ALL Tech Entries:

- Presentation time is 8 minutes. • Adequate documentation for money spent is required.
- Be prepared to answer judges' questions about your presentation.
- If your notebook is sub-standard, it could lower your score.

## BASIC INFORMATION FOR ALL DIVISIONS

### I. COACH'S RESPONSIBILITY

It is the **coach's responsibility** to make sure:

- A. All **rules** are followed
- B. All **paperwork** is complete  
This means all **requisite forms** are filled out, AND students have prepared their **notebook** according to directions, with everything in the right order.  
NOTE: ONE notebook is required. Students have the option of bringing additional copies of the notebook for the judges, if they wish.
- C. The **costs of materials** have been determined and kept **within the designated limit**
- D. The value of all **donated/found material** has been estimated at the current fair market value (print proof from internet) and is included within the designated limit
- E. Creators and models are able to explain the **reasons for their choices**
- F. **Adequate documentation for money spent is required. In-stock items may be pro-rated. Cost of donated or "found" materials can be determined from the internet and the page printed, including the web address.**

### II. JUDGING

- A. Each entry will be judged on the basis of **design, workmanship, and presentation**. That said, entrants must recognize that all entries will primarily be judged as a THEATRICAL creation.
- B. **Research** is VERY important and entrants **MUST come prepared** to answer questions about the **choices and time period** of their design.
- C. Presentation of the winners will take place during the awards ceremony.
- D. Judges will be asked to share their thoughts on share sheets for each entrant.

### III. RE-USE OF A WINNING ENTRY

- A. A winning entry may **not** be entered in any subsequent competition (Honorable Mention included).

### IV. RECOGNITION

- A. All entries receive one (1) sweepstakes point.
- B. All entrants receive finalist ribbon.
- C. First through Fifth and Honorable Mentions may be awarded in each category.

**NOTE: Failure to adhere to the directions will exclude students from a plaque or trophy, but entry will be evaluated by judges for critique sheets.**

**SHAKESPEARE FESTIVAL TECHNICAL CATEGORY**

**BASIC INFORMATION FOR ALL DIVISIONS**

**2 COURT OR 2 CHARACTER ENTRIES**

The computer registration form we will be using for 2015–2016 will allow you to register one or two entries for Court or Character.

No additional information will be required of you this year, as long as you register correctly.

NOTE: IF THERE ARE CHANGES TO REGISTRATION, please notify all of the following:

DTASC President, Treasurer, and Registrar for your division.

Get current email addresses from the web site.

If you only notify one of them, the change might not be made where it needs to be.



# NOTES TO COACHES ABOUT COSTUME ENTRIES

## THE ENTRIES

1. The total cost of any costume entry must not exceed \$100.00. If an entry has two costumes, the \$100.00 is split between the two costumes.  
NOTE: Donated/"Found" items MUST be included in the \$100.00. The presenters should know the current fair market value and where you received this information.  
Suggestion: print the information from the internet, including the web site where you found it.
2. A Costume Verification Form must accompany each entry. See page E4-31.
3. If you have 2 separate entries, be sure to register them both.
4. Each entry must be accompanied by a NOTEBOOK with specific sections. See page E4-29 for Court Costumes, page E4-28 for Character Costumes. A sub-standard or non-existent notebook will lower the score.

## RE-USE OF A WINNING COSTUME

5. A costume worn by a former winner may not be worn in any subsequent competition (Honorable Mention included). It may, however, be worn to represent a school in the Royal Pageant and Court within the quota of two court and two character entries per school. Submit no fees for him/her, and on the regular entry blank mark "NOT IN COMPETITION."

## JUDGING

6. Each costume will be judged on the basis of design, workmanship, and authenticity. That said, entrants must recognize that the costume(s) will primarily be judged as a THEATRICAL creation.
7. Research is VERY important and entrants MUST come prepared to answer questions about the choices and time period of their design.
8. The entrants will be judged on the basis of poise, graciousness, regal bearing, and/or characterization.
9. Presentation of the winners will take place during the awards ceremony.

## PAGEANT

10. The announcement of winners will take place during the Royal Pageant at the opening of the general awards assembly.
11. All costume entries will participate in the Royal Pageant.

# **COSTUME GUIDELINES**

## **Construction**

1. The costume **MUST** be made by the student(s) of the entering school. It may not be purchased or rented. Costumes may be made by a class but any costume(s) must be built under the supervision of a DTASC member.
2. The following should be used to enhance the costume and period authenticity of any entry. Cost will **NOT** be counted in the \$100 maximum.
  - A. Make-up/Hair
  - B. Undergarments
  - C. Accessories such as jewelry, hand props, weaponry, scepters, purses, and bracelets
  - D. Footwear (At ANY festival, footwear **MUST** be worn at all times by all participants.)
3. Headgear **IS** considered part of the costume and **MUST** be included in the \$100.00 maximum. Crowns and tiaras may be purchased or rented, but the judges must be informed of such purchase or rental.

## HELPFUL HINTS FOR COSTUME EVENT ENTRANTS:

1. The judges will be concerned with:
  - A) research
  - B) fabric and color choices
  - C) appropriateness
  - D) workmanship
  - E) for Shakespeare's Characters, knowledge of the play
  - F) for Ladies-in-Waiting and Gentlemen of the Court, knowledge of the Age of Shakespeare, how it relates to various European courts, and how their costume(s) is(are) appropriate to the court they represent
2. Research is VERY important—use costume/art/history books. Entrants will be asked the reasons behind their choices.
3. It is the coach's responsibility to make sure:
  - A) all rules are followed
  - B) all paperwork is complete
  - C) cost of each costume is on the verification sheet (remember, many of our costume judges work in the field and are familiar with costs)
  - D) the value of all donated/found material has been estimated at the current fair market value and included in the total shown on the verification sheet
  - E) Shakespeare's Characters entrants have read the play(s) and are prepared to give evidence of this
  - F) Ladies-in-Waiting and Gentlemen-of-the-Court have researched the Age of Shakespeare as it relates to the courts of England, other European countries, and particularly the court they represent, whether European or not, and they are prepared to give evidence of this
  - G) creators and models are able to explain the reasons for their choices
  - H) all entrants have prepared the required introduction
  - I) each entry has the required notebook
4. Judges will be asked to share their thoughts on share sheets for each entrant.

If you have any questions, email Bill Goldyn at [bgoldyn@aol.com](mailto:bgoldyn@aol.com)

OR

contact Walt McDowell at Chatsworth High School

818-678-3400 or [wmcdowel@lausd.net](mailto:wmcdowel@lausd.net) (note: only 1 L in wmcdowel)

# SHAKESPEARE FESTIVAL TECHNICAL CATEGORY

## SETS/LIGHTS/GRAPHICS – MIDDLE SCHOOL

- A. The category is specified on page E4–5.
- B. Students design **ONE (1) set**, at a **scale of 1/2 inch = 1 foot**.
  - 1. Stage description and dimensions are the designer's choice (and must be included and adhered to throughout the designs) but they must not exceed the DTASC standards of 18' high, 36' wide, 30' deep. **Set materials may not exceed \$50.00, other than those used to create the "black box stage."**  
**Receipts necessary in case judges request them.**
  - 2. **Art work** is required. "Art work" means an overhead ground plan of a set design in either 1/4" or 1/2" scale on white paper. (1/4" scale preferred, as it fits on a single 8 1/2" x 11" sheet of paper.)
    - Artist rendering / front elevations in color may be included.

**NOTE** C. There is **NO lighting component for Division A**, in spite of the category's name. On the share sheet, judges will either give everyone the same score, ignore the column, or use it for a purpose they agree on that morning.

D. **Poster OR Flyer MANDATORY**

- 1. Create one poster or flyer advertising this play.
- 2. Do NOT use your real school name. (Make up one, or use Shakespeare as the school name.)

E. **Six (6) presenters** to a team (maximum).

Students may only participate on one presentation panel.

**MANDATORY:** At least **one member from the design team MUST** be on the presentation panel.

F. Any currently enrolled student at the school can participate in the creation and execution of the design.

G. **MANDATORY:** Prepared **oral presentation** will not exceed eight (8) minutes in length.

All presentations must include **explanation of concept, choices, and materials**.

Presenters must have a **thorough knowledge of concept and materials** as the judges will be allotted an approximate three (3) minute question and answer period following the presentation.

H. **MANDATORY: Notebook** with the following items in this order:

- 1. **Title page with School Code, "MS" Festival, Title & Author of Play**
- 2. **Signed form from coach** declaring project was all student designed and produced, and all costs were kept within designated limits. SEE PAGE E4–30.
- 3. **Concept Paper.** 1–2 pages max for Concept Paper.
- 4. **Research** — to include actual research, plus sketches, problems solved, unused ideas, etc.

**See page E4–27 for specific details about the Notebook and Concept Paper.**

# SHAKESPEARE FESTIVAL TECHNICAL CATEGORY

## COURT COSTUMES – MIDDLE SCHOOL DIVISION

- A. Single lady-in-waiting or single gentleman-of-the-court per entry, OR if two costumes are included in one entry, it could be a pair of ladies-in-waiting, a pair of gentlemen-of-the-court, or a couple. **NOTE: No Shakespearean characters are permitted in this category.**
- B. Court costumes may be **English, European, or any other royal court in existence during the lifetime of William Shakespeare (1564–1616).**
- C. PRESENTATION
- **Costumes must be fully realized. (See E4–10 and E4–11 for more information.)**
  - **Colored costume renderings, with swatches, are required for all designs.**
  - **Must include school code, country costume is from, and name of character. (Character’s name can be made up, but must fit the country and time period.)**
  - Each model must prepare a 10–15 second royal greeting, including the character’s name and country of origin.  
Examples of this type of address might be:  
“Your Royal Highness, I present myself, Wilma/William of England, your humble servant.” — or — “Your Most Gracious Majesty, may I present myself as your loyal subject, Wilma/William of England.”
- D. A maximum of **\$100.00 total per entry** may be spent for the fully realized costume(s). See Costume Guidelines, page E4–9.
- E. **Six (6)** presenters to a team (maximum), including models.  
Students may only participate on one presentation panel.  
**MANDATORY:** At least **one member from the design team MUST** be on the presentation panel.
- F. Any currently enrolled student at the school can participate in the creation and execution of the design.
- G. **MANDATORY:** Prepared **oral presentation** will not exceed eight (8) minutes in length. All presentations must include **explanation of concept, choices, and materials**. Presenters must have a **thorough knowledge of concept and materials** as the judges will be allotted an approximate three (3) minute question and answer period following the presentation.  
See page E4–10 for HELPFUL HINTS.
- H. **MANDATORY: Notebook** with the following items in this order:
1. **Title page with School Code, “MS” Festival, Title & Author of Play**
  2. **Signed form from coach** declaring project was all student designed and produced, and all costs were kept within designated limits.  
SEE PAGE E4–31. Copy for EACH entry.
  3. **Concept Paper.** 1–2 pages max for Concept Paper.
  4. **Research** — to include actual research, plus sketches, problems solved, unused ideas, etc.
- See page E4–28 for specific details about the Notebook and Concept Paper.**

# SHAKESPEARE FESTIVAL TECHNICAL CATEGORY

## CHARACTER COSTUMES – MIDDLE SCHOOL

- A. The category is specified on page E4–5. Instructor must select one play *per entry*.
- B. An entry may consist of one or two characters from the same selected comedy or tragedy (specific to each festival).
- C. PRESENTATION
- **Costumes must be fully realized.** (See E4–10 and E4–11 for more information.)
  - **Colored costume renderings, with swatches, are required for all designs.**
  - **Must include school code, title of play, character name, and act / scene, if this costume is not worn for the entire play.**
  - Each entry is required to present a short presentation or scene to demonstrate costumes and character to the judges, 10–30 seconds max.
- D. A maximum of **\$100.00 total per entry** may be spent for the fully realized costume(s). See Costume Guidelines, page E4–9.
- E. **Six (6)** presenters to a team (maximum).  
Students may only participate on one presentation panel.  
MANDATORY: At least **one member from the design team MUST** be on the presentation panel.
- F. Any currently enrolled student at the school can participate in the creation and execution of the design.
- G. MANDATORY: Prepared **oral presentation** will not exceed eight (8) minutes in length. All presentations must include **explanation of concept, choices, and materials**. Presenters must have a **thorough knowledge of concept and materials** as the judges will be allotted an approximate three (3) minute question and answer period following the presentation.  
See page E4–10 for HELPFUL HINTS.
- H. MANDATORY: **Notebook** with the following items in this order:
1. **Title page with School Code, “A” Festival, Title & Author of Play**
  2. **Signed form from coach** declaring project was all student designed and produced, and all costs were kept within designated limits.  
SEE PAGE E4–31. Copy for EACH entry.
  3. **Concept Paper.** 1–2 pages max for Concept Paper.
  4. **Research** — to include actual research, plus sketches, problems solved, unused ideas, etc.

**See page E4–29 for specific details about the Notebook and Concept Paper.**

# SHAKESPEARE FESTIVAL TECHNICAL CATEGORY

## SETS/LIGHTS/GRAPHICS – JUNIOR VARSITY

- A. The category is specified on page E4–5.
- B. **TWO (2) sets required from the same selected Shakespearian comedy or tragedy, at a scale of 1/2 inch = 1 foot.** These do not have to be two separate, fully built sets, but could be one set with decorations or other elements moved or added to show two separate scenes from a play.
- Please note, a bare stage is not considered a set.
- Stage description and dimensions are the designer's choice (and must be included and adhered to throughout the designs) but they must not exceed the DTASC standards of 18' high, 36' wide, 30' deep. **Set materials may not exceed \$75.00, other than those used to create the "black box stage."**
- **Documentation of costs is required, whether judges ask for them or not.**
- C. **MANDATORY: A simple Overhead Ground Plan for each set model in either 1/4" or 1/2" scale on white paper. (1/4" scale preferred, as it fits on a single 8 1/2" x 11" sheet of paper.)**
- **Artist rendering / front elevations in color may be included.**
- D. **Lights are required for ONE (1) of the two sets.**
- MANDATORY: An overhead chart representing exact scale of sets (either 1/4" or 1/2" scale), location of lighting instruments, location of stage area lit by each instrument, type of instrument, and color medium.**
- Types of instruments** — only the following may be included (not required to use all): 24 6" Ellipsoidals, 24 6" Fresnels (pronounced "fer-NELS"), 2 beam projectors, 4 strip lights, 1 spotlight, 6 gel scrollers, 2 image projectors, follow spots, and any practical lighting such as lamps or streetlights.
- Set up:** 2 catwalks, 3 electrics, 2 trees
- Keep it simple!**
- E. **MANDATORY: Poster OR Flyer**
1. Create one poster or flyer advertising this play.
  2. Do NOT use your real school name. (Make up one, or use Shakespeare as the school name.)
- F. **Six (6) presenters to a team (maximum).**
- Students may only participate on one presentation panel.
- MANDATORY: At least one member from the design team MUST be on the presentation panel.**
- G. Any currently enrolled student at the school can participate in the creation and execution of the design.

*continued*

## JV DIVISION SETS/LIGHTS/GRAPHICS, CONTINUED

- H. Technology (optional) — For the purposes of presentation, the use of latest theatre technology is encouraged. Entrant must bring own equipment.
- I. MANDATORY: Prepared **oral presentation** will not exceed eight (8) minutes in length. All presentations must include **explanation of concept, choices, and materials**. Presenters must have a **thorough knowledge of concept and materials** as the judges will be allotted an approximate three (3) minute question and answer period following the presentation.
- J. MANDATORY: **Notebook** with the following items in this order:
  - 1. **Title page with School Code, “JV” Festival, Title & Author of Play**
  - 2. **Signed form from coach** declaring project was all student designed and produced, and all costs were kept within designated limits.  
SEE PAGE E4–30. Copy for EACH entry.
  - 3. **Concept Paper**. 1–2 pages max for Concept Paper.
  - 4. **Research** — to include actual research, plus sketches, problems solved, unused ideas, etc.

**See page E4–27 for specific details about the Notebook and Concept Paper.**



# SHAKESPEARE FESTIVAL TECHNICAL CATEGORY

## COURT COSTUMES – JUNIOR VARSITY

- A. Single lady-in-waiting or single gentleman-of-the-court per entry, OR if two costumes are included in one entry, it could be a pair of ladies-in-waiting, a pair of gentlemen-of-the-court, or a couple. **NOTE: No Shakespearean characters are permitted in this category.**
- B. Court costumes may be **English, European, or any other royal court in existence during the lifetime of William Shakespeare (1564–1616).**
- C. PRESENTATION
- **Costumes must be fully realized. (See E4–10 and E4–11 for more information.)**
  - **Colored costume renderings, with swatches, are required for all designs.**
  - **Must include school code, country costume is from, and name of character. (Character’s name can be made up, but must fit the country and time period.)**
  - Each model must prepare a 10–15 second royal greeting, including the character’s name and country of origin.  
Examples of this type of address might be:  
“Your Royal Highness, I present myself, Wilma/William of England, your humble servant.” — or — “Your Most Gracious Majesty, may I present myself as your loyal subject, Wilma/William of England.”
- D. A maximum of **\$100.00 total per entry** may be spent for the fully realized costume(s). See Costume Guidelines, page E4–9.
- E. **Six (6)** presenters to a team (maximum), including models.  
Students may only participate on one presentation panel.  
**MANDATORY:** At least **one member from the design team MUST** be on the presentation panel.
- F. Any currently enrolled student at the school can participate in the creation and execution of the design.
- G. **MANDATORY:** Prepared **oral presentation** will not exceed eight (8) minutes in length. All presentations must include **explanation of concept, choices, and materials**. Presenters must have a **thorough knowledge of concept and materials** as the judges will be allotted an approximate three (3) minute question and answer period following the presentation.  
See page E4–10 for HELPFUL HINTS.
- H. **MANDATORY: Notebook** with the following items in this order:
1. **Title page with School Code, “JV” Festival, Title & Author of Play**
  2. **Signed form from coach** declaring project was all student designed and produced, and all costs were kept within designated limits.  
SEE PAGE E4–31. Copy for EACH entry.
  3. **Concept Paper.** 1–2 pages max for Concept Paper.
  4. **Research** — to include actual research, plus sketches, problems solved, unused ideas, etc.
- See page E4–28 for specific details about the Notebook and Concept Paper.**

# SHAKESPEARE FESTIVAL TECHNICAL CATEGORY

## CHARACTER COSTUMES – JUNIOR VARSITY

- A. The category is specified on page E4–5. Instructor must select one play *per entry*.
- B. An entry may consist of one or two characters from the same selected comedy or tragedy (specific to each festival).
- C. PRESENTATION
- **Costumes must be fully realized.** (See E4–10 and E4–11 for more information.)
  - **Colored costume renderings, with swatches, are required for all designs.**
  - **Must include school code, title of play, character name, and act / scene, if this costume is not worn for the entire play.**
  - Each entry is required to present a short presentation or scene to demonstrate costumes and character to the judges, 10–30 seconds max.
- D. A maximum of **\$100.00 total per entry** may be spent for the fully realized costume(s). See Costume Guidelines, page E4–9.
- E. **Six (6)** presenters to a team (maximum).  
Students may only participate on one presentation panel.  
MANDATORY: At least **one member from the design team MUST** be on the presentation panel.
- F. Any currently enrolled student at the school can participate in the creation and execution of the design.
- G. MANDATORY: Prepared **oral presentation** will not exceed eight (8) minutes in length. All presentations must include **explanation of concept, choices, and materials**. Presenters must have a **thorough knowledge of concept and materials** as the judges will be allotted an approximate three (3) minute question and answer period following the presentation.  
See page E4–10 for HELPFUL HINTS.
- H. MANDATORY: **Notebook** with the following items in this order:
1. **Title page with School Code, “JV” Festival, Title & Author of Play**
  2. **Signed form from coach** declaring project was all student designed and produced, and all costs were kept within designated limits.  
SEE PAGE E4–31. Copy for EACH entry.
  3. **Concept Paper.** 1–2 pages max for Concept Paper.
  4. **Research** — to include actual research, plus sketches, problems solved, unused ideas, etc.

**See page E4–29 for specific details about the Notebook and Concept Paper.**

# SHAKESPEARE FESTIVAL TECHNICAL CATEGORY

## VARSITY DIVISION – SETS/LIGHTS/GRAPHICS

- A. The category is specified on page E4–5.
- B. **THREE (3) sets required, from the same selected Shakespearian comedy or tragedy, at a scale of 1/2 inch = 1 foot.** Stage description and dimensions are the designer's choice (and must be included and adhered to throughout the designs) but they must not exceed the DTASC standards of 18' high, 36' wide, 30' deep.
  - 1. **Set Design**
    - a. MANDATORY: A **simple Overhead Ground Plan** for **each** of the 3 set models **in either 1/4" or 1/2" scale on white paper. (1/4" scale preferred, as it fits on a single 8 1/2" x 11" sheet of paper.)**
    - b. **Artist rendering / front elevations in color may be included.**
  - 2. **Set Model**
    - a. MANDATORY: **Scale of 1/2 inch = 1 foot**
    - b. Any suitable material may be used.
    - c. MANDATORY: **Set materials may not exceed \$100.00, other than those used to create the "black box stage." • Receipts necessary in case judges request them.**
- C. MANDATORY: **Lights — See next page for details**
- D. MANDATORY: **Poster OR Flyer**
  - 1. Create one poster or flyer advertising this play.
  - 2. Do NOT use real school name. (Make up one, or use Shakespeare as school name.)
- E. **Four (4) presenters to a team (maximum).** Students may only participate on one presentation panel. MANDATORY: At least one member from the design team **MUST** be on the presentation panel.
- F. Any currently enrolled student at the school can participate in the creation and execution of the design.
- G. Technology (optional) — For the purposes of presentation, the use of latest theatre technology is encouraged. Entrant must bring own equipment. Darkness of the room in which presentation takes place cannot be guaranteed.
- H. MANDATORY: Prepared **oral presentation** will not exceed eight (8) minutes in length. All presentations must include **explanation of concept, choices, and materials.** Presenters must have a **thorough knowledge of concept and materials** as the judges will be allotted an approximate three (3) minute question and answer period following the presentation.
- I. MANDATORY: **Notebook** with the following items in this order:
  - 1. **Title page with School Code, "Varsity" Festival, Title & Author of Play**
  - 2. **Signed form from coach** declaring project was all student designed and produced, and all costs were kept within designated limits.  
SEE PAGE E4–30. Copy for EACH entry.
  - 3. **Concept Paper.** See attached for directions. 1–2 pages max for Concept Paper.
  - 4. **Research** — to include actual research, plus sketches, problems solved, unused ideas, etc.

**See page E4–27 for specific details about the Notebook and Concept Paper.**

*continued*


## Varsity Division Sets/Lights/Graphics, Continued

### C. MANDATORY: **THREE (3) light designs required, one for each set. Simple, 1/4" scale overhead ground plans** required.


#### 1. Circuitry

- Must be feasible for use at a school.
- MUST include **circuiting chart**.
- The following are **recommended**:
  - 50 circuits available
  - Each circuit is 1,500 watts
  - 3 electrics remain as is, with each one containing 8 circuits. 24 total circuits for the electrics
  - Ante-Proskenium (APs) will contain 16 circuits
  - There will be 10 floor pockets.
  - The floor pockets will be located in the following positions and cannot be moved:

The electrics and AP will allow for repositioning of circuits to accommodate individual designs. What follows is an **EXAMPLE**:



#### 2. Instruments



May use any lighting instruments that are appropriate.

- Light design MUST include **instrument schedule**: Type, hanging location, beam position (Numbers remain as currently listed. Individual instrument wattage left up to each designer, as long as it is workable for actual instruments. Wattage must be part of light design).

EVEN IF THE SETS DESIGNED HAVE A THRUST OR ARENA STAGE, THIS CIRCUITING CHART IS STILL USED.

- Light design MUST include **color medium schedule**.  
(See examples, page E4-22 and E4-23.)

**NOTE:** Light design can begin once students have the dimensions and approximate design for the stage. The sets do not have to be completely finished when light design is started. • Allow at least 5 class periods for creating the light design.

*Light design continued*

## VARSITY DIVISION SETS/LIGHTS/GRAPHICS, CONTINUED

### RATIONALE

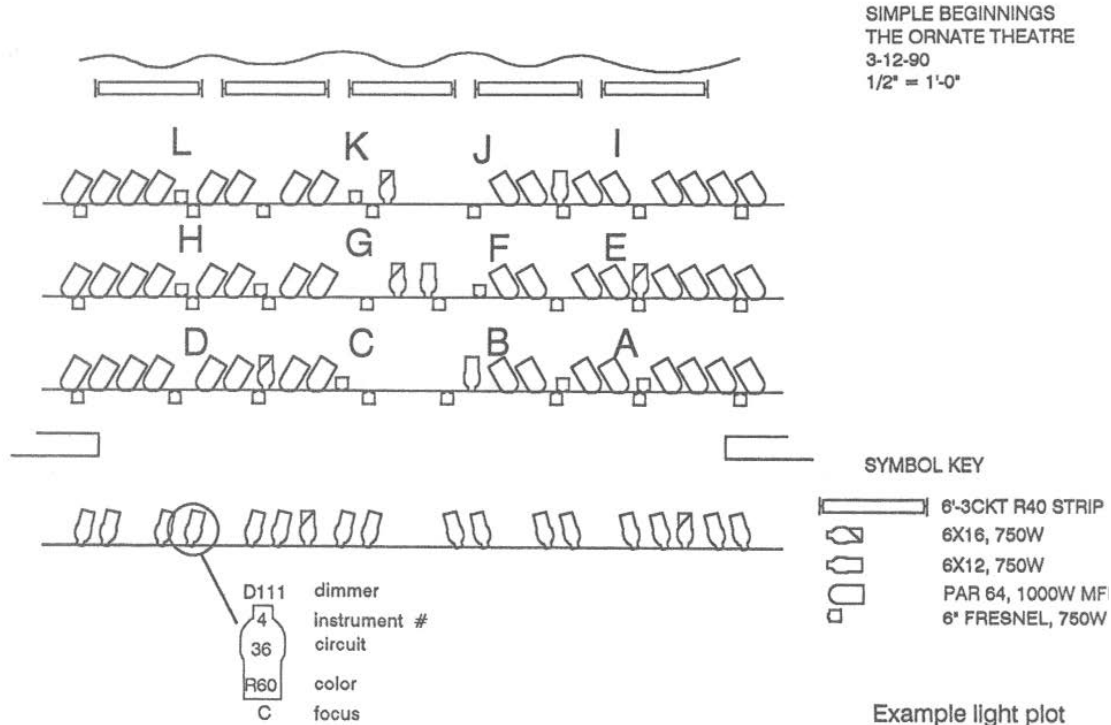
- 1,500 watts per Circuit will allow for ample use of “Specials,” as well as allow for a much more practical light design.
- 1,500 watts per circuit will allow for 250 watt strip lamps on a standard 3 lamp per strip, ganged together with a second strip light.
- Adding floor pockets will make “Practical” lights an actual part of light designs.

### SUGGESTED INSTRUMENTS:

- Set up: 2 catwalks, 3 electrics, 2 trees
- Instruments: 24 6” Ellipsoidals, 24 6” Fresnels (pronounced “fer-NELS”), 2 beam projectors, 4 strip lights, 1 spotlight, 6 gel scrollers, 2 image projectors
- **May use any lighting instrument or accessory within reason, e.g. LED lights, intelligent mirrors, Gobo projectors, etc. are encouraged. These above listed instruments are just a guide line.**  
*We ask, however, that you do not include advanced instruments or accessories that are available only to a professional company, like an Elation Power Spot 575 priced at about \$2,000.00! An impressive instrument, yes, but beyond the reach of a typical High School theatre department.*
- May use any colors
- Sample gel colors may be included in presentation

NOTE: No added instruments are allowed to connect to the accessories.

## Sample Light Plot



*This theatrical light plot is the plan used to hang the show's lighting.*

## Sample Instrument Schedule (abbreviated) (includes color medium schedule)

### Instrument Schedule

Venue: McFarlin Auditorium  
Designer: Jeannine Steglin

Show: (All Layers)  
Assistant: Rhonda Miller

8/28/2005 13:53

1st Electric

| Unit | Channel | Dimmer | Type         | Lens      | Wattage | Purpose        | Colour | Gobo |
|------|---------|--------|--------------|-----------|---------|----------------|--------|------|
| 1    | 19      | 48     | Source 4     | 36 Degree | 575     | L1 WARM P R55  |        |      |
| 2    | 25      | 49     | Source 4     | 36 Degree | 575     | L1 COOL PI R55 |        |      |
| 3    | 19      | 50     | Source 4     | 26 Degree | 575     | L1 WARM P R55  |        |      |
| 4    | 25      | 51     | Source 4     | 26 Degree | 575     | L1 COOL PI R55 |        |      |
| 5    | 118     | 52     | Source 4     | 26 Degree | 575     | SPECIAL R51    |        |      |
| 6    | 14      | 53     | Strand Cent: |           | 750     | US PINK W R35  |        |      |
| 7    | 16      | 54     | Strand Cent: |           | 750     | US BLUE W R78  |        |      |
| 8    | 18      | 55     | Strand Cent: |           | 750     | US AMBER R9    |        |      |
| 9    | 117     | 56     | Source 4     | 26 Degree | 575     | SPECIAL R51    |        |      |
| 10   | 14      | 57     | Strand Cent: |           | 750     | US PINK W R35  |        |      |
| 11   | 16      | 58     | Strand Cent: |           | 750     | US BLUE W R78  |        |      |
| 12   | 18      | 59     | Strand Cent: |           | 750     | US AMBER R9    |        |      |
| 13   | 116     | 60     | Source 4     | 26 Degree | 575     | SPECIAL R51    |        |      |
| 14   | 115     | 61     | Source 4     | 36 Degree | 575     | SPECIAL R51    |        |      |
| 15   | 114     | 62     | Source 4     | 36 Degree | 575     | SPECIAL R51    |        |      |
| 16   | 113     | 63     | Source 4     | 26 Degree | 575     | SPECIAL R51    |        |      |
| 17   | 13      | 64     | Strand Cent: |           | 750     | US PINK W R35  |        |      |
| 18   | 15      | 65     | Strand Cent: |           | 750     | US BLUE W R78  |        |      |
| 19   | 17      | 66     | Strand Cent: |           | 750     | US AMBER R9    |        |      |
| 20   | 112     | 67     | Source 4     | 26 Degree | 575     | SPECIAL R51    |        |      |
| 21   | 13      | 68     | Strand Cent: |           | 750     | US PINK W R35  |        |      |
| 22   | 15      | 69     | Strand Cent: |           | 750     | US BLUE W R78  |        |      |
| 23   | 17      | 70     | Strand Cent: |           | 750     | US AMBER R9    |        |      |
| 24   | 111     | 71     | Source 4     | 26 Degree | 575     | SPECIAL R51    |        |      |


### Step 2-c: Instrument Schedule (includes color medium schedule)

[illegible]

**Step 2-b: Light Lab Sample Hook-Up (includes color medium schedule)**

| HOOK-UP Light Lab Sample |        |              |         |           | page | of    |
|--------------------------|--------|--------------|---------|-----------|------|-------|
| CHANNEL                  | DIMMER | POSITION     | TYPE    | FOCUS     | LOAD | COLOR |
| 1                        | 9      | EL 2 #3      | 6" FRES | A         | 500w | R68   |
| 2                        | 8      | EL 2 #2      | 6" FRES | B         | 500w | R68   |
| 3                        | 19     | EL 4 #2      | 6" FRES | C         | 500w | R68   |
| 4                        | 17     | EL 4 #1      | 6" FRES | D         | 500w | R68   |
| 5                        | 5      | PE #1        | S4 36°  | A         | 575w | R08   |
| 6                        | 4      | PD #1        | S4 36°  | B         | 575w | R08   |
| 7                        | 15     | PE #2        | S4 36°  | C         | 575w | R08   |
| 8                        | 10     | EL 2 #4      | S4 36°  | D         | 575w | R08   |
| 9                        | 2      | PB #1        | 6" FRES | A         | 500w | R64   |
| 10                       | 1      | PA #1        | 6" FRES | B         | 500w | R64   |
| 11                       | 7      | EL 2 #1      | 6" FRES | C         | 500w | R64   |
| 12                       | 11     | PA #2        | 6" FRES | D         | 500w | R64   |
| 13                       | 16, 23 | FLOOR #1 & 2 | STRIP   | CYC RED   | 500w | R26   |
| 14                       | 21, 24 | FLOOR #1 & 2 | STRIP   | CYC BLUE  | 500w | R67   |
| 15                       | 22, 20 | FLOOR #1 & 2 | STRIP   | CYC GREEN | 500w | R91   |

# Common Lighting Symbols





# SHAKESPEARE FESTIVAL TECHNICAL CATEGORY

## COURT COSTUMES – VARSITY DIVISION

- A. Single lady-in-waiting or single gentleman-of-the-court per entry, OR if two costumes are included in one entry, it could be a pair of ladies-in-waiting, a pair of gentlemen-of-the-court, or a couple. **NOTE: No Shakespearean characters are permitted in this category.**
- B. Court costumes may be **English, European, or any other royal court in existence during the lifetime of William Shakespeare (1564–1616).**
- C. PRESENTATION
- **Costumes must be fully realized. (See E4–10 and E4–11 for more information.)**
  - **Colored costume renderings, with swatches, are required for all designs.**
  - **Must include school code, country costume is from, and name of character. (Character’s name can be made up, but must fit the country and time period.)**
  - Each model must prepare a 10–15 second royal greeting, including the character’s name and country of origin.  
Examples of this type of address might be:  
“Your Royal Highness, I present myself, Wilma/William of England, your humble servant.” — or — “Your Most Gracious Majesty, may I present myself as your loyal subject, Wilma/William of England.”
- D. A maximum of **\$100.00 total per entry** may be spent for the fully realized costume(s). See Costume Guidelines, page E4–9.
- E. **Four (4)** presenters to a team (maximum), including models.  
Students may only participate on one presentation panel.  
**MANDATORY:** At least **one member from the design team MUST** be on the presentation panel.
- F. Any currently enrolled student at the school can participate in the creation and execution of the design.
- G. **MANDATORY:** Prepared **oral presentation** will not exceed eight (8) minutes in length. All presentations must include **explanation of concept, choices, and materials**. Presenters must have a **thorough knowledge of concept and materials** as the judges will be allotted an approximate three (3) minute question and answer period following the presentation.  
See page E4–10 for HELPFUL HINTS.
- H. **MANDATORY: Notebook** with the following items in this order:
1. **Title page with School Code, “Varsity” Festival, Title & Author of Play**
  2. **Signed form from coach** declaring project was all student designed and produced, and all costs were kept within designated limits.  
SEE PAGE E4–31. Copy for EACH entry.
  3. **Concept Paper.** 1–2 pages max for Concept Paper.
  4. **Research** — to include actual research, plus sketches, problems solved, unused ideas, etc.
- See page E4–28 for specific details about the Notebook and Concept Paper.**

# SHAKESPEARE FESTIVAL TECHNICAL CATEGORY

## CHARACTER COSTUMES – VARSITY DIVISION

- A. The category is specified on page E4–5. Instructor must select one play *per entry*.
- B. An entry may consist of one or two characters from the same selected comedy or tragedy (specific to each festival).
- C. PRESENTATION
- **Costumes must be fully realized.** (See E4–10 and E4–11 for more information.)
  - **Colored costume renderings, with swatches, are required for all designs.**
  - **Must include school code, title of play, character name, and act / scene, if this costume is not worn for the entire play.**
  - Each entry is required to present a short presentation or scene to demonstrate costumes and character to the judges, 10–30 seconds max.
- D. A maximum of **\$100.00 total per entry** may be spent for the fully realized costume(s). See Costume Guidelines, page E4–9.
- E. **Four** (4) presenters to a team (maximum).  
Students may only participate on one presentation panel.  
MANDATORY: At least **one member from the design team MUST** be on the presentation panel.
- F. Any currently enrolled student at the school can participate in the creation and execution of the design.
- G. MANDATORY: Prepared **oral presentation** will not exceed eight (8) minutes in length. All presentations must include **explanation of concept, choices, and materials**. Presenters must have a **thorough knowledge of concept and materials** as the judges will be allotted an approximate three (3) minute question and answer period following the presentation.  
See page E4–10 for HELPFUL HINTS.
- H. MANDATORY: **Notebook** with the following items in this order:
1. **Title page with School Code, “Varsity” Festival, Title & Author of Play**
  2. **Signed form from coach** declaring project was all student designed and produced, and all costs were kept within designated limits.  
SEE PAGE E4–31. Copy for EACH entry.
  3. **Concept Paper.** 1–2 pages max for Concept Paper.
  4. **Research** — to include actual research, plus sketches, problems solved, unused ideas, etc.

**See page E4–29 for specific details about the Notebook and Concept Paper.**

# SET/LIGHTS/GRAPHICS:

## A GUIDE TO THE

# NOTEBOOK AND CONCEPT PAPER

### I. TITLE PAGE

1. School Code
2. \_\_\_\_\_ Division Festival
3. Title and author of play

### II. TEACHER'S SIGNATURE SHEET (see E4–30)

### III. CONCEPT PAPER (1–2 pages maximum)

Please write in short, simple sentences.

#### A. Essential Play Information

1. Title (again)
2. Author (again)
3. Genre (tragedy/comedy, etc.)
4. Historical period/cultural context
5. Settings and time passage
6. Style (romantic, etc.)

#### B. Interpretation of Play

1. Very brief plot summary — key conflict/resolution
2. Significant roles played by key characters
3. Dominant theme or message
4. Playwright's intent — How play reflects author's purpose

#### C. Designers' intent — Values of the play/playwright that the designers are committed to expressing through their designs

1. Mood, emotional tone, meanings
2. Stylistic and/or practical design goals

### IV. RESEARCH

The following are **recommendations** of things to include in this section. Include as few or as many as are appropriate for each entry.

- A. State specific design choices and explain in more detail how they help to communicate the practical needs, as well as meanings, emotions, and stylistic goals stated in the introduction.
- B. Drawings/sketches/renderings/models/plots (Explain in more detail how they support the play based on number and sequence of settings, time passage, script requirements, and authentic research)
- C. Practical choices — cost, time, materials, ease of use, ease in staging
- D. Artistic choices — color, texture, line, shape, composition, silhouette, balance, terminal accents, special effects
- E. Artistic license — unique choices based on an artistic vision (visual metaphors)
- F. Special design problems faced and how you resolved them
- G. Changes that you would make a second time and why
- H. Your greatest successes/personal rewards and why

CA Theatre Arts Standard  
3.2 - Advanced  
Students design theatre pieces  
in specific theatrical styles  
including classics by such  
playwrights as Shakespeare.

# COURT COSTUMES:

## A GUIDE TO THE

# NOTEBOOK AND CONCEPT PAPER

### I. TITLE PAGE

1. School Code
2. \_\_\_\_\_ Division Festival
3. Title and author of play

### II. TEACHER'S SIGNATURE SHEET (see E4-31)

### III. CONCEPT PAPER (1-2 pages maximum)

Please write in short, simple sentences.

#### A. Essential Information

1. Historical period/cultural context
2. Settings and time period
3. Style/Status of court costume

#### B. Designers' intent — Values of the play/playwright that the designers are committed to expressing through their designs

1. Mood, emotional tone, meanings
2. Stylistic and/or practical design goals

### IV. RESEARCH

The following are **recommendations** of things to include in this section. Include as few or as many as are appropriate for each entry.

#### A. State specific design choices and explain in more detail how they help to communicate the practical needs, as well as meanings, emotions, and stylistic goals stated in the introduction.

#### B. Overall explanation of costume (Explain in more detail how it supports the role of a Lady-in-Waiting/Gentleman-of-the-Court, their actions, the time period, and authentic research)

#### C. Drawings/sketches/renderings/models/plots (Explain in more detail how they support the play based on the characters, their actions, the time period, script requirements, and authentic research)

#### D. Practical choices — cost, time, materials, ease of use, ease in staging

#### E. Artistic choices — color, texture, line, shape, composition, silhouette, balance, terminal accents, special effects

#### F. Artistic license — unique choices based on an artistic vision (visual metaphors)

#### G. Special design problems faced and how you resolved them

#### H. Changes that you would make a second time and why

#### I. Your greatest successes/personal rewards and why

CA Theatre Arts Standard  
3.2 - Advanced  
Students design theatre pieces  
in specific theatrical styles  
including classics by such  
playwrights as Shakespeare.

# CHARACTER COSTUMES:

## A GUIDE TO THE

# NOTEBOOK AND CONCEPT PAPER

### I. TITLE PAGE

1. School Code
2. \_\_\_\_\_ Division Festival
3. Title and author of play

### II. TEACHER'S SIGNATURE SHEET (see E4-31)

### III. CONCEPT PAPER (1-2 pages maximum)

Please write in short, simple sentences.

#### A. Essential Play Information

1. Title (again)
2. Author (again)
3. Genre (tragedy/comedy, etc.)
4. Historical period/cultural context
5. Settings and time passage
6. Style (romantic, etc.)

#### B. Interpretation of Play

1. Very brief plot summary — key conflict/resolution
2. Significant roles played by key characters
3. **Role(s) played by characters selected for this entry**
4. Dominant theme or message
5. Playwright's intent — How play reflects author's purpose

#### C. Designers' intent — Values of the play/playwright that the designers are committed to expressing through their designs

1. Mood, emotional tone, meanings
2. Stylistic and/or practical design goals

### IV. RESEARCH

The following are **recommendations** of things to include in this section. Include as few or as many as are appropriate for each entry.

- A. State specific design choices and explain in more detail how they help to communicate the practical needs, as well as meanings, emotions, and stylistic goals stated in the introduction.
- B. Practical choices — cost, time, materials, ease of use, ease in staging
- C. Artistic choices — color, texture, line, shape, composition, silhouette, balance, terminal accents, special effects
- D. Artistic license — unique choices based on an artistic vision (visual metaphors)
- E. Special design problems faced and how you resolved them
- F. Changes that you would make a second time and why
- G. Your greatest successes/personal rewards and why

CA Theatre Arts Standard  
3.2 - Advanced  
Students design theatre pieces  
in specific theatrical styles  
including classics by such  
playwrights as Shakespeare.

# SETS/LIGHTS/GRAPHICS VERIFICATION FORM

One copy of this sheet must be filled in and signed for the Sets/Lights/Graphics design entry. The participant must include it in the mandatory notebook.

SCHOOL CODE: \_\_\_\_\_

CREATOR'S NAME(S): \_\_\_\_\_

\_\_\_\_\_  
TOTAL COST OF DESIGN: \_\_\_\_\_

I verify that the accompanying set/lights design was conceptualized and created by student(s) enrolled in the above school indicated by code. I further verify that this design has never placed in any DTASC competition prior to this date and that it does not exceed the cost for my division.

\_\_\_\_\_  
Signature of Creator/Designer

\_\_\_\_\_  
Signature of Director/Sponsor

# SETS/LIGHTS/GRAPHICS VERIFICATION FORM

One copy of this sheet must be filled in and signed for the Sets/Lights/Graphics design entry. The participant must include it in the mandatory notebook.

SCHOOL CODE: \_\_\_\_\_

CREATOR'S NAME(S): \_\_\_\_\_

\_\_\_\_\_  
TOTAL COST OF DESIGN: \_\_\_\_\_

I verify that the accompanying set/lights design was conceptualized and created by student(s) enrolled in the above school indicated by code. I further verify that this design has never placed in any DTASC competition prior to this date and that it does not exceed the cost for my division.

\_\_\_\_\_  
Signature of Creator/Designer

\_\_\_\_\_  
Signature of Director/Sponsor

# COSTUME VERIFICATION FORM

One copy of this sheet must be filled in and signed for EACH costume entry (one entry may be a pair; if so, list both models and the cost of each one's costume). The participant must include this form in the mandatory notebook.

SCHOOL CODE: \_\_\_\_\_

CREATOR'S NAME: \_\_\_\_\_

MODEL'S NAME: \_\_\_\_\_

TOTAL COST: \_\_\_\_\_

I verify that the accompanying costume was designed and fabricated by student(s) enrolled in the above school indicated by code. I further verify that said costume has never placed in any DTASC competition prior to this date and that it does not exceed the cost of one hundred dollars (\$100).

\_\_\_\_\_  
Signature of Creator/Designer

\_\_\_\_\_  
Signature of Director/Sponsor

# COSTUME VERIFICATION FORM

One copy of this sheet must be filled in and signed for EACH costume entry (one entry may be a pair; if so, list both models and the cost of each one's costume). The participant must include this form in the mandatory notebook.

SCHOOL CODE: \_\_\_\_\_

CREATOR'S NAME: \_\_\_\_\_

MODEL'S NAME: \_\_\_\_\_

TOTAL COST: \_\_\_\_\_

I verify that the accompanying costume was designed and fabricated by student(s) enrolled in the above school indicated by code. I further verify that said costume has never placed in any DTASC competition prior to this date and that it does not exceed the cost of one hundred dollars (\$100).

\_\_\_\_\_  
Signature of Creator/Designer

\_\_\_\_\_  
Signature of Director/Sponsor

## SHAKESPEARE FESTIVAL RULES – INDEX FOR SHAKESPEARE 2016

|                                       |                  |   |                  |
|---------------------------------------|------------------|---|------------------|
| Additional Costume Entries .....      | E4-7             | Props .....                             | E2-2, E2-3       |
| Audition Monologue, Rules for .....   | E4-2             | Quick Overview of Tech Categories ..... | E4-6             |
| Behavior .....                        | E2-1 thru E2-3   | Rarely Performed Plays .....            | E4-4             |
| Chairs .....                          | E2-3             | Registration Changes .....              | E4-4, E4-8       |
| Clothing Rules .....                  | E2-2             | Rules for                               |                  |
| Color Medium Schedules .....          | E4-22, E4-23     | Audition Monologue .....                | E4-2             |
| Comedy, Large Group, Rules for .....  | E4-4             | Large Group Comedy .....                | E4-4             |
| Concept Paper:                        |                  | Large Group Tragedy .....               | E4-4             |
| Sets/Lights/Graphics .....            | E4-27            | Rarely Performed Plays .....            | E4-4             |
| Character Costumes .....              | E4-29            | Shakespeare's Musical .....             | E4-3             |
| Court Costumes .....                  | E4-28            | Sibs from Another Crib .....            | E4-3             |
| Costume Entries                       |                  | Tech Categories .....                   | E4-1             |
| Guidelines .....                      | E4-9             | That Way Madness Lies (Straight) ...    | E4-4             |
| Helpful Hints .....                   | E4-10            | Sets/Lights/Graphics                    |                  |
| Junior Varsity .....                  | E4-16, E4-17     | Junior Varsity .....                    | E4-14 thru E4-15 |
| Middle School .....                   | E4-12, E4-13     | Middle School .....                     | E4-11            |
| Notebook/Concept Paper ...            | E4-28, E4-29     | Notebook/Concept Paper .....            | E4-27            |
| Notes to Coaches .....                | E4-8             | Varsity .....                           | E4-18 thru E4-24 |
| Varsity .....                         | E4-25, E4-26     | Verification Form .....                 | E4-30            |
| Verification Form .....               | E4-31            | Shakespeare's Lesser Plays .....        | E4-4             |
| Drama, Large Group, Rules for .....   | E4-4             | Shakespeare Music Rule .....            | E4-2             |
| Enforcement of Rules .....            | E1-2             | Shakespeare's Musical .....             | E4-3             |
| Event Rules .....                     | E4-2 thru E4-4   | Shakespeare Play Summaries .....        | C3-5             |
| General Rules .....                   | all of E1 and E2 | Shakespeare Text Rule .....             | E4-2             |
| Group Comedy, Rules for .....         | E4-4             | Sibs from Another Crib, Rules for ..... | E4-4             |
| Group Drama, Rules for .....          | E4-4             | Straight Cut: Event 4 .....             | E4-4             |
| Guidelines and Hints, Costumes        | E4-9, E4-10      | Straight Cut: Standard Rule .....       | E2-2             |
| Introduction .....                    | E2-1             | Suggestive Behavior .....               | E2-1             |
| Light Plot/Instrument Schedules/Color |                  | Summaries, Shakespeare Plays .....      | C3-5             |
| Medium Schedules .....                | E4-22, E4-23     | Tech Information begins on .....        | E4-5             |
| Lighting Symbols .....                | E4-24            | Tech Categories, General .....          | E4-2             |
| <i>Macbeth</i> .....                  | E4-4; E4-5       | Tech Categories, Overview .....         | E4-6             |
| Monologue, Rules for .....            | E4-2             | <i>The Tempest</i> .....                | E4-4; E4-5       |
| Musical, Rules for .....              | E4-4             | Text Rule .....                         | E4-2             |
| Notebook & Concept Paper:             |                  | That Way Madness Lies (straight cut),   |                  |
| Sets/Lights/Graphics .....            | E4-27            | Rules for .....                         | E4-4             |
| Character Costumes .....              | E4-29            | Tragedy, Large Group, Rules for .....   | E4-4             |
| Court Costumes .....                  | E4-28            | Verification Form                       |                  |
| Notes about Costume Entries           | E4-7 thru E4-11  | Sets/Lights/Graphics .....              | E4-30            |
| Overview of Tech Categories .....     | E4-6             | Costume .....                           | E4-31            |

**Attention all coaches and students from all schools:**  
**You are responsible for following all the rules in**  
**Sections E1, E2 and E4**  
**for the Shakespeare Festival.**