

# SPECIFIC RULES FOR SHAKESPEARE EVENTS 2012

## TABLE OF CONTENTS FOR E4

<b>Acting Events</b> . . . . .	E4-2 thru E4-4
Event 2, Monologue . . . . .	E4-2
Event 3, Small Group Comedy . . . . .	E4-2
Event 4, Small Group Drama . . . . .	E4-3
Event 5, Shakespeare's Kings . . . . .	E4-3
Event 6, Parody . . . . .	E4-3
Event 7, Large Group Comedy (Open) . . . . .	E4-3
Event 8, Large Group Drama (Open) . . . . .	E4-4
<b>Technical Events</b> . . . . .	E4-5 thru E4-31
A/B Div Tech Theme . . . . .	E4-5
C Div Tech Theme . . . . .	E4-5
Quick Overview of Tech Categories . . . . .	E4-6
Basic Information for A/B/C Div . . . . .	E4-7
<b>Costume Categories Special Information</b>	
Extra Entries . . . . .	E4-8
Notes to Coaches . . . . .	E4-9
Costume Guidelines . . . . .	E4-10
Helpful Hints . . . . .	E4-11
A Div Sets/Lights/Graphics . . . . .	E4-11
A Div Court Costumes . . . . .	E4-12
A Div Character Costumes . . . . .	E4-13
B Div Sets/Lights/ Graphics . . . . .	E4-14 thru E4-15
B Div Court Costumes . . . . .	E4-16
B Div Character Costumes . . . . .	E4-17
C Div Sets/Lights/ Graphics . . . . .	E4-19 thru E4-24
Sample Light Plot . . . . .	E4-22
Sample Instrument Schedule . . . . .	E4-22
Instrument Schedule . . . . .	E4-23
Light Lab Sample Hook-Up . . . . .	E4-23
Common Lighting Symbols . . . . .	E4-24
C Div Court Costumes . . . . .	E4-25
C Div Character Costumes . . . . .	E4-26
<b>Concept Papers</b>	
Sets/Lights/Graphics . . . . .	E4-27
Court Costumes . . . . .	E4-29
Character Costumes . . . . .	E4-28
<b>Verifications</b>	
Sets/Lights/Graphics . . . . .	E4-30
Costumes . . . . .	E4-31
Index . . . . .	E4-32

## A DIVISION TEACHERS,

PLEASE REFER TO:

Acting Events . . . . .	E4-2 thru E4-4
Tech Events . . . . .	E4-12 thru E4-14
Technical Event Directions	
Concept Papers . . . . .	E4-27 thru E4-29
Costume Guidelines . . . . .	E4-8 thru E4-11
Extra Entries . . . . .	E4-7
Forms . . . . .	E4-30 thru E4-31
General Info . . . . .	E4-5 thru E4-7
Quick Overview . . . . .	E4-6
Shakespeare Play Summaries . . . . .	C3-5

## B DIVISION TEACHERS,

PLEASE REFER TO:

Acting Events . . . . .	E4-2 thru E4-4
Tech Events . . . . .	E4-15 thru E4-18
Technical Event Directions	
Concept Papers . . . . .	E4-27 thru E4-29
Costume Guidelines . . . . .	E4-8 thru E4-11
Extra Entries . . . . .	E4-7
Forms . . . . .	E4-30 thru E4-31
General Info . . . . .	E4-5 thru E4-7
Quick Overview . . . . .	E4-6
Shakespeare Play Summaries . . . . .	C3-5

## C DIVISION TEACHERS,

PLEASE REFER TO:

Acting Events . . . . .	E4-2 thru E4-4
Tech Events . . . . .	E4-19 thru E4-26
Technical Event Directions	
Concept Papers . . . . .	E4-27 thru E4-29
Costume Guidelines . . . . .	E4-8 thru E4-11
Extra Entries . . . . .	E4-7
Forms . . . . .	E4-30 thru E4-31
General Info . . . . .	E4-5 thru E4-7
Light Plot/Instrument Schedules/Color Medium Schedules . . . . .	E4-22, E4-23
Lighting Symbols . . . . .	E4-24
Quick Overview . . . . .	E4-6
Shakespeare Play Summaries . . . . .	C3-5

**NOTE TO ALL:**

**PLEASE REFER TO E1 AND E2;  
ALL THOSE RULES APPLY AS WELL.**

## ACTING CATEGORIES

### TEXT

1. The text of the scene must come from a standard/authorized Shakespearean text. Pronoun change and subsequent verb agreement changes are permissible. Pronouns may be changed to an appropriate proper noun, and vice versa, for clarification (e.g. change “he” to “Cassio”). If using text in a language other than English, you must have a copy of the text available at the festival in the event of any rules questions.
2. Text is defined as dialog, act, scene, location, and stage directions. No spoken transition outside the text may be used. Individual words may not be combined at random to create new lines.

### MUSIC

1. Music may be from any source.

### EVENT 2: RULES FOR AUDITION MONOLOGUE:

1. The participant will prepare and present two contrasting monologues. The entire presentation is not to exceed five minutes.
2. Both monologues must come from Shakespeare’s plays. A capella singing is permitted in one of the monologues.
3. No more than two (2) chairs may be used.

### EVENT 3: RULES FOR SMALL GROUP COMEDY:

1. 5 minute limit
2. 2–4 participants
3. **May be from any one of Shakespeare’s plays.**
4. **Must be a scene of comedic intent.**

*See note on page E4-4 about featured plays for 2012.*

*continued*

**EVENT 4: RULES FOR SMALL GROUP DRAMA:**

1. 5 minute limit
2. 2–4 participants
3. **May be from any one of Shakespeare’s plays.**
4. **Must be a scene of dramatic intent, not a parody.**

**EVENT 5: RULES FOR SHAKESPEARE’S KINGS:**

1. 5 minute limit
2. 2–4 participants
3. **Must be a STRAIGHT scene from any one of Shakespeare’s plays that has a king.**
4. **The king must be in the scene OR the subject of the scene.**
5. **It must be a king, not a ruler with some other title.**
6. See page E2–1, #9 for rules regarding Straight scenes.

**EVENT 6: RULES FOR PARODY:**

1. 8 minute limit
2. 3–10 participants
3. **Must use only one of Shakespeare’s plays.**
4. **Reminder: Shakespeare text rules apply (see page E4–1 TEXT).**
5. **Reminder: All scenes need to be age and audience appropriate.**

**NOTE: Parody is defined as: a humorous or satirical interpretation of a serious piece of literature or writing.**

**EVENT 7: RULES FOR LARGE GROUP DRAMA – OPEN**

1. Must have 3 to 6 performers.
2. Must be a maximum of 8 minutes.
3. **May be from any one of Shakespeare’s plays.**
4. **Must be a scene of dramatic intent —no parodies.**

*See note on page E4-4 about featured plays for 2012.*

*continued*

**SPECIFIC RULES FOR SHAKESPEARE EVENTS 2012, CONTINUED**

**EVENT 8: FOR LARGE GROUP COMEDY – OPEN**

1. Must have 3 to 6 performers.
2. Must be a maximum of 8 minutes.
3. **May be from any one of Shakespeare’s plays, including the featured plays.**
4. **Must be a scene of comedic intent.**

**NOTE: For 2012, the “featured plays” (*Hamlet* and *Taming of the Shrew*) are used only for Tech categories in C Division.**

**Synopses of these “featured plays” will still be published in the program. Coaches from A, B, and/or C Divisions should have students submit synopses that the students have written themselves.**

## TECHNICAL CATEGORIES

### RULES FOR ALL TECH CATEGORIES

1. All tech categories can have no more than four (4) presenters for C Division, no more than six (6) presenters for A/B Divisions.
2. **If participants do not present all the required elements for their specific technical category, their scores will be drastically affected.**
3. Technical presentations shall not exceed eight (8) minutes in length.
4. Technical categories are to be entirely student designed and built. Presenters must submit a verification form signed by their sponsor indicating that the work was done by students.
5. Detailed guidelines are provided in this handbook; please follow them.

### RULES FOR SHAKESPEARE TECH CATEGORIES

1. Each entry in C Division Tech must be from one of the featured plays. A/B Tech may be specified or may be Open; i.e., from any Shakespeare play including the featured plays.
2. Schools may have two entries for Court Costume and two entries for Character Costume. Costume categories may have one or two costumes per entry. A \$75 restriction on construction materials will be allowed for each separate entry.  
**VERY IMPORTANT: See page E4-7 for more information about how to register for additional entries.**  
**All costume entries: see pages E4-7, E4-8, E4-9, and E4-10.**

### 2012: DIV A/B TECH THEATRE: OPEN

**A Division:** See pages E4-11, E4-12, and E4-13, plus the pages they cross-reference.

**B Division:** See pages E4-14 thru E4-15, E4-16, and E4-17, plus the pages they cross-reference.

**A/B Division Coaches** should also refer to pages E4-5, E4-6, E4-7, and E4-32.

### 2012: DIV C TECH FEATURED PLAYS: HAMLET; TAMING OF THE SHREW

**C Division:** See pages E4-18 thru E4-24, E4-25, and E4-26, plus the pages they cross-reference.

**C Division Coaches** should also refer to pages E4-5, E4-6, E4-7, and E4-32.

# QUICK OVERVIEW OF TECH CATEGORIES

For size requirements and details of what should be included, please refer to the appropriate page(s) in the handbook. Each entry is limited to \$75 cost.

## SETS/LIGHTS/GRAPHICS

### A Division:

- ONE set model
- ONE poster OR flyer
- Notebook including Concept Paper
- Sets/Lights/Graphics Verification Form
- 1–6 presenters; oral presentation

### B Division:

- TWO set models
- a simple Overhead Ground Plan for EACH of the TWO sets
- a light plan for ONE of the sets
- ONE poster OR flyer
- Notebook including Concept Paper
- Sets/Lights/Graphics Verification Form
- 1–6 presenters; oral presentation

### C Division:

- must be from the featured plays
- THREE set models
- an overhead ground plan for EACH of the THREE sets
- a light plan for EACH of the THREE sets
- ONE poster OR flyer
- Notebook including Concept Paper
- Sets/Lights/Graphics Verification Form
- 1–4 presenters; oral presentation

## COURT COSTUME

### All Divisions:

- Must be a member of the royal court (any royal court of Shakespeare's time); cannot be a Shakespearean character
- May have 1 or 2 costumes per entry
- May have 1 or 2 entries (1–4 costumes)
- Each costume must be fully realized
- Notebook including Concept Paper
- Costume Verification Form

### A and B Divisions:

- 1–6 presenters; oral presentation

### C Division:

- 1–4 presenters; oral presentation

## CHARACTER COSTUME

### All Divisions:

- Each costume must be for a character from a Shakespeare play
- May have 1 or 2 costumes per entry; if there are 2 costumes as one entry, the characters must be from the same play
- May have 1 or 2 entries (1–4 costumes)
- Each costume must be fully realized
- Notebook including Concept Paper
- Costume Verification Form

### A and B Divisions:

- 1–6 presenters; oral presentation

### C Division:

- Character(s) must be from the featured play(s)
- 1–4 presenters; oral presentation

## SHAKESPEARE FESTIVAL TECHNICAL CATEGORY

### BASIC INFORMATION FOR A/B/C DIVISIONS

#### I. COACH'S RESPONSIBILITY

It is the **coach's responsibility** to make sure:

- A. All **rules** are followed
- B. All **paperwork** is complete  
This means all **requisite forms** are filled out, AND students have prepared their **notebook** according to directions, with everything in the right order.  
NOTE: ONE notebook is required. Students have the option of bringing additional copies of the notebook for the judges, if they wish.
- C. The **costs of materials** have been determined and kept **within the designated limit**
- D. The value of all **donated/found material** has been estimated at the current fair market value and is included within the designated limit
- E. Creators and models are able to explain the **reasons for their choices**
- F. **Receipts** are available if judges question the amount spent
- G. If entering 2 Court or 2 Character Costumes as separate entries, registration form has been amended and extra fees paid

#### II. JUDGING

- A. Each entry will be judged on the basis of **design, workmanship, and presentation**.  
That said, entrants must recognize that all entries will primarily be judged as a THEATRICAL creation.
- B. **Research** is VERY important and entrants **MUST come prepared** to answer questions about the **choices and time period** of their design.
- C. Presentation of the winners will take place during the awards ceremony.
- D. Judges will be asked to share their thoughts on share sheets for each entrant.

#### III. RE-USE OF A WINNING ENTRY

- A. A winning entry may **not** be entered in any subsequent competition (Honorable Mention included).

#### IV. RECOGNITION

- A. All entries receive one (1) sweepstakes point.
- B. All entrants receive finalist ribbon.
- C. First through Fifth and Honorable Mentions may be awarded in each category.

**NOTE: Failure to adhere to the directions will exclude students from a plaque or trophy, but entry will be evaluated by judges for critique sheets.**

SHAKESPEARE FESTIVAL TECHNICAL CATEGORY

BASIC INFORMATION FOR A/B/C DIVISIONS

**2 COURT OR 2 CHARACTER ENTRIES – IMPORTANT!**

**FOLLOW THESE DIRECTIONS:**

- a. Computer registration does not currently support the second entry in each category;
  - **write it in on your printed registration form**
  - **calculate the additional fees (\$8.00 per student), and**
  - **send the amended form to the registrar with a check for the corrected total.**
- b. Tabulations cannot calculate these scores in the computer because the 2<sup>nd</sup> entry will not appear; they will have to hand score costume categories with more than one entry per school. This will affect sweepstakes points.
- c. These notes are not intended to deter you; they are intended to clarify your additional responsibilities and inform you of a problem that will occur during the foreseeable future when scores are tabulated.

Note: Any coach who needs an **invoice for the extra fees** so the school will pay them can contact the DTASC treasurer, Lynn Lanning — [llanning@pacbell.net](mailto:llanning@pacbell.net) — with the information needed in the invoice (just the extra fees, or the complete registration fees).

- Just the extra fees: The invoice will show name of school, name of coach, additional Event(s) entered, number of students per additional event, total additional cost only
- Complete registration fee: The invoice will show all the information that is on the registration form — name of school, coach's name, Event(s), number of students entered for each event, number of extra programs, size of ad, number of coach lunches, dues, and the grand total amount that is due.

Request for invoice (with all necessary info) may be faxed to treasurer — 818 242-8442 — but must include an email address or fax number for returning the invoice and an email address or phone number for contacting the coach with any questions.

NOTE: We have had instances where people arrived at festival to discover their second entry wasn't in the program. Here's why:

1. You must notify the registrar that you have a 2<sup>nd</sup> entry. Unless you specifically tell/email/write the registrar that information, we will assume you have 1 entry.
2. You must specify whether your 2<sup>nd</sup> entry is Court or Character or both. Saying you have a 2<sup>nd</sup> costume entry is not sufficient information.

# NOTES TO COACHES ABOUT COSTUME ENTRIES

## THE ENTRIES

1. The total cost of any costume entry must not exceed \$75.00. If an entry has two costumes, the \$75 is split between the two costumes.  
NOTE: Donated/"Found" items MUST be included in the \$75.00. The presenters should know the current fair market value and where you received this information.
2. Take note of your additional responsibilities if you choose to have two separate entries in either Costume category for the Shakespeare Festival. See page E4–7.
3. A Costume Verification Form must accompany each entry. See page E4–31.
4. Each entry must be accompanied by a NOTEBOOK with specific sections. See page E4–29 for Court Costumes, page E4–28 for Character Costumes.

## RE-USE OF A WINNING COSTUME

5. A costume worn by a former winner may not be worn in any subsequent competition (Honorable Mention included). It may, however, be worn to represent a school in the Royal Pageant and Court within the quota of two court and two character entries per school. Submit no fees for him/her, and on the regular entry blank mark "NOT IN COMPETITION."

## JUDGING

6. Each costume will be judged on the basis of design, workmanship, and authenticity. That said, entrants must recognize that the costume(s) will primarily be judged as a THEATRICAL creation.
7. Research is VERY important and entrants MUST come prepared to answer questions about the choices and time period of their design.
8. The entrants will be judged on the basis of poise, graciousness, regal bearing, and/or characterization.
9. Presentation of the winners will take place during the awards ceremony.

## PAGEANT

10. The announcement of winners will take place during the Royal Pageant at the opening of the general awards assembly.
11. All costume entries will participate in the Royal Pageant.

# COSTUME GUIDELINES

## Construction

1. The costume **MUST** be made by the student(s) of the entering school. It may not be purchased or rented. Costumes may be made by a class but any costume(s) must be built under the supervision of a DTASC member.
  
2. The following should be used to enhance the costume and period authenticity of any entry. Cost will **NOT** be counted in the \$75 maximum.
  - A. Make-up/Hair
  - B. Undergarments
  - C. Accessories such as jewelry, hand props, weaponry, scepters, purses, and bracelets
  - D. Footwear (At ANY festival, footwear **MUST** be worn at all times by all participants.)
  
3. Headgear **IS** considered part of the costume and **MUST** be included in the \$75.00 maximum. Crowns and tiaras may be purchased or rented, but the judges must be informed of such purchase or rental.

## HELPFUL HINTS FOR COSTUME EVENT ENTRANTS:

1. The judges will be concerned with:
  - A) research
  - B) fabric and color choices
  - C) appropriateness
  - D) workmanship
  - E) for Shakespeare's Characters, knowledge of the play
  - F) for Ladies-in-Waiting and Gentlemen of the Court, knowledge of the Age of Shakespeare, how it relates to various European courts, and how their costume(s) is(are) appropriate to the court they represent
2. Research is VERY important—use costume/art/history books. Entrants will be asked the reasons behind their choices.
3. It is the coach's responsibility to make sure:
  - A) all rules are followed
  - B) all paperwork is complete
  - C) cost of each costume is on the verification sheet (remember, many of our costume judges work in the field and are familiar with costs)
  - D) the value of all donated/found material has been estimated at the current fair market value and included in the total shown on the verification sheet
  - E) Shakespeare's Characters entrants have read the play(s) and are prepared to give evidence of this
  - F) Ladies-in-Waiting and Gentlemen-of-the-Court have researched the Age of Shakespeare as it relates to the courts of England and other European countries, and they are prepared to give evidence of this
  - G) creators and models are able to explain the reasons for their choices
  - H) all entrants have prepared the required introduction
  - I) each entry has the required notebook
4. Judges will be asked to share their thoughts on share sheets for each entrant.

If you have any questions, email Bill Goldyn at [bgoldyn@aol.com](mailto:bgoldyn@aol.com)  
OR

contact Walt McDowell at Chatsworth High School  
818-678-3400 or [wmcadowel@lausd.net](mailto:wmcadowel@lausd.net) (note: only 1 L in wmcadowel)

# SHAKESPEARE FESTIVAL TECHNICAL CATEGORY

## SETS/LIGHTS/GRAPHICS – DIVISION A

- A. Category is either “**Open**,” from the featured plays, or from a particular genre, as determined by A/B Division teachers at an official DTASC meeting.
- B. Students design **ONE (1) set**, at a **scale of 1/2 inch = 1 foot**.
  - 1. Stage description and dimensions are the designer’s choice (and must be included and adhered to throughout the designs) but they must not exceed the DTASC standards of 18’ high, 36’ wide, 30’ deep.
  - 2. **Art work** must be done on **white** paper; artist rendering may be in **color**.

NOTE C. There is **NO lighting component for Division A**, in spite of the category’s name.

### D. **Poster OR Flyer MANDATORY**

- 1. Create one poster or flyer advertising this play.
- 2. Do **NOT** use your real school name. (Make up one, or use Shakespeare as the school name.)

### E. **Six (6) presenters** to a team (maximum).

Students may only participate on one presentation panel.

**MANDATORY:** At least **one member from the design team MUST** be on the presentation panel.

### F. Any currently enrolled student at the school can participate in the creation and execution of the design.

### G. **MANDATORY:** Prepared **oral presentation** will not exceed eight (8) minutes in length. All presentations must include **explanation of concept, choices, and materials**. Presenters must have a **thorough knowledge of concept and materials** as the judges will be allotted an approximate three (3) minute question and answer period following the presentation.

### H. **MANDATORY: Notebook** with the following items in this order:

- 1. **Title page with School Code, “A” Festival, Title & Author of Play**
- 2. **Signed form from coach** declaring project was all student designed and produced, and all costs were kept within designated limits.  
SEE PAGE E4–30. Copy for EACH entry.
- 3. **Concept Paper**. See attached for directions. 1–2 pages max for Concept Paper.
- 4. **Research** — to include actual research, plus sketches, problems solved, unused ideas, etc.

**See page E4–27 for specific details about the Notebook and Concept Paper.**

# SHAKESPEARE FESTIVAL TECHNICAL CATEGORY

## COURT COSTUMES – DIVISION A

- A. Single lady-in-waiting or single gentleman-of-the-court per entry, OR if two costumes are included in one entry, it could be a pair of ladies-in-waiting, a pair of gentlemen-of-the-court, or a couple. **NOTE: No Shakespearean characters are permitted in this category.**
- B. Court costumes may be English or from another European court during the life of Shakespeare.
- C. PRESENTATION
1. Each model must prepare a 10–15 second royal greeting, including the character’s name and country of origin.  
Examples of this type of address might be:  
“Your Royal Highness, I present myself, Wilma/William of England, your humble servant.” — or — “Your Most Gracious Majesty, may I present myself as your loyal subject, Wilma/William of England.”
  2. Each entry is expected to be a member of the Royal Court and participate in the opening pageant for the presentation of awards.
  3. The first place winner shall be named “Queen/King of the Pageant” and shall be responsible for opening the Pageant. (After the procession and the announcement of winners, s/he takes their place on the throne and exclaims, “Let the festivities begin!”) The second through fifth place winners shall assist in presenting the awards.
- D. A maximum of **\$75.00 total per entry** may be spent for the fully realized costume(s). See Costume Guidelines, page E4–9.
- E. **Six (6)** presenters to a team (maximum), including models.  
Students may only participate on one presentation panel.  
**MANDATORY:** At least **one member from the design team MUST** be on the presentation panel.
- F. Any currently enrolled student at the school can participate in the creation and execution of the design.
- G. **MANDATORY:** Prepared **oral presentation** will not exceed eight (8) minutes in length. All presentations must include **explanation of concept, choices, and materials**. Presenters must have a **thorough knowledge of concept and materials** as the judges will be allotted an approximate three (3) minute question and answer period following the presentation. See page E4–10 for HELPFUL HINTS.
- H. **MANDATORY: Notebook** with the following items in this order:
1. **Title page with School Code, “A” Festival, Title & Author of Play**
  2. **Signed form from coach** declaring project was all student designed and produced, and all costs were kept within designated limits.  
SEE PAGE E4–31. Copy for EACH entry.
  3. **Concept Paper**. See attached for directions. 1–2 pages max for Concept Paper.
  4. **Research** — to include actual research, plus sketches, problems solved, unused ideas, etc.
- See page E4–29 for specific details about the Notebook and Concept Paper.**

# SHAKESPEARE FESTIVAL TECHNICAL CATEGORY

## CHARACTER COSTUMES – DIVISION A

- A. Category is either “**Open**,” from the featured plays, or from a particular genre, as determined by A/B Division teachers at an official DTASC meeting, but **instructor must select one play per entry**.
- B. An entry may consist of one or two characters from the same play.
- C. Each entry is required to present a short presentation or scene to demonstrate costumes and character to the judges, 10–30 seconds max.
- D. A maximum of **\$75.00 total per entry** may be spent for the fully realized costume(s). See Costume Guidelines, page E4–9.
- E. **Six (6)** presenters to a team (maximum).  
Students may only participate on one presentation panel.  
**MANDATORY: At least one member from the design team MUST** be on the presentation panel.
- F. Any currently enrolled student at the school can participate in the creation and execution of the design.
- G. **MANDATORY: Prepared oral presentation** will not exceed eight (8) minutes in length. All presentations must include **explanation of concept, choices, and materials**. Presenters must have a **thorough knowledge of concept and materials** as the judges will be allotted an approximate three (3) minute question and answer period following the presentation.  
See page E4–10 for HELPFUL HINTS.
- H. **MANDATORY: Notebook** with the following items in this order:
  - 1. **Title page with School Code, “A” Festival, Title & Author of Play**
  - 2. **Signed form from coach** declaring project was all student designed and produced, and all costs were kept within designated limits.  
SEE PAGE E4–31. Copy for EACH entry.
  - 3. **Concept Paper**. See attached for directions. 1–2 pages max for Concept Paper.
  - 4. **Research** — to include actual research, plus sketches, problems solved, unused ideas, etc.

**See page E4–28 for specific details about the Notebook and Concept Paper.**

# SHAKESPEARE FESTIVAL TECHNICAL CATEGORY

## SETS/LIGHTS/GRAPHICS – DIVISION B

- A. Category is either “**Open**,” from the featured plays, or from a particular genre, as determined by A/B Division teachers at an official DTASC meeting.
- B. **TWO (2) sets required**, at a **scale of 1/2 inch = 1 foot**.  
These do not have to be two separate, fully built sets, but could be one set with decorations or other elements moved or added to show two separate scenes from a play.

Please note, a bare stage is not considered a set.

Stage description and dimensions are the designer’s choice (and must be included and adhered to throughout the designs) but they must not exceed the DTASC standards of 18’ high, 36’ wide, 30’ deep.

- C. **MANDATORY: A simple Overhead Ground Plan** for each set model.

- D. **Lights** are required for **ONE (1) of the two sets**.

**MANDATORY: An overhead chart representing exact scale of sets** (either 1/4” or 1/2” scale), **location of lighting instruments, location of stage area lit by each instrument, type of instrument, and color medium.**

**Types of instruments** — only the following may be included (not required to use all): 24 6” Ellipsoidals, 24 6” Fresnels (pronounced “fer-NELS”), 2 beam projectors, 4 strip lights, 1 spotlight, 6 gel scrollers, 2 image projectors, follow spots, and any practical lighting such as lamps or streetlights.

**Set up:** 2 catwalks, 3 electrics, 2 trees

**Keep it simple!**

Graphics component for B Div  
voted back in at  
Jan. 23, 2010 meeting.

- NOTE E. **Poster OR Flyer MANDATORY**

1. Create one poster or flyer advertising this play.
2. Do NOT use your real school name. (Make up one, or use Shakespeare as the school name.)

- F. **Six (6) presenters** to a team (maximum).

Students may only participate on one presentation panel.

**MANDATORY: At least one member from the design team MUST** be on the presentation panel.

- G. Any currently enrolled student at the school can participate in the creation and execution of the design.

- H. **Technology (optional)** — For the purposes of presentation, the use of latest theatre technology is encouraged. Entrant must bring own equipment. One television, a VCR, and a regular overhead projector will be available. Darkness of the room in which presentation takes place cannot be guaranteed.

*continued*

## **B DIVISION SETS/LIGHTS/GRAPHICS, CONTINUED**

- I. **MANDATORY:** Prepared **oral presentation** will not exceed eight (8) minutes in length. All presentations must include **explanation of concept, choices, and materials**. Presenters must have a **thorough knowledge of concept and materials** as the judges will be allotted an approximate three (3) minute question and answer period following the presentation.
- J. **MANDATORY: Notebook** with the following items in this order:
1. **Title page with School Code, “B” Festival, Title & Author of Play**
  2. **Signed form from coach** declaring project was all student designed and produced, and all costs were kept within designated limits.  
SEE PAGE E4–30. Copy for EACH entry.
  3. **Concept Paper.** See attached for directions. 1–2 pages max for Concept Paper.
  4. **Research** — to include actual research, plus sketches, problems solved, unused ideas, etc.

**See page E4–27 for specific details about the Notebook and Concept Paper.**

# SHAKESPEARE FESTIVAL TECHNICAL CATEGORY

## COURT COSTUMES – DIVISION B

- A. Single lady-in-waiting or single gentleman-of-the-court per entry, OR if two costumes are included in one entry, it could be a pair of ladies-in-waiting, a pair of gentlemen-of-the-court, or a couple. **NOTE: No Shakespearean characters are permitted in this category.**
- B. Court costumes may be English or from another European court during the life of Shakespeare.
- C. PRESENTATION
1. Each model must prepare a 10–15 second royal greeting, including the character’s name and country of origin.  
Examples of this type of address might be:  
“Your Royal Highness, I present myself, Wilma/William of England, your humble servant.” — or — “Your Most Gracious Majesty, may I present myself as your loyal subject, Wilma/William of England.”
  2. Each entry is expected to be a member of the Royal Court and participate in the opening pageant for the presentation of awards.
  3. The first place winner shall be named “Queen/King of the Pageant” and shall be responsible for opening the Pageant. (After the procession and the announcement of winners, s/he takes their place on the throne and exclaims, “Let the festivities begin!”) The second through fifth place winners shall assist in presenting the awards.
- D. A maximum of **\$75.00 total per entry** may be spent for the fully realized costume(s). See Costume Guidelines, page E4–9.
- E. **Six (6)** presenters to a team (maximum), including models.  
Students may only participate on one presentation panel.  
**MANDATORY:** At least **one member from the design team MUST** be on the presentation panel.
- F. Any currently enrolled student at the school can participate in the creation and execution of the design.
- G. **MANDATORY:** Prepared **oral presentation** will not exceed eight (8) minutes in length. All presentations must include **explanation of concept, choices, and materials**. Presenters must have a **thorough knowledge of concept and materials** as the judges will be allotted an approximate three (3) minute question and answer period following the presentation. See page E4–10 for HELPFUL HINTS.
- H. **MANDATORY: Notebook** with the following items in this order:
1. **Title page with School Code, “B” Festival, Title & Author of Play**
  2. **Signed form from coach** declaring project was all student designed and produced, and all costs were kept within designated limits.  
SEE PAGE E4–31. Copy for EACH entry.
  3. **Concept Paper**. See attached for directions. 1–2 pages max for Concept Paper.
  4. **Research** — to include actual research, plus sketches, problems solved, unused ideas, etc.
- See page E4–27 for specific details about the Notebook and Concept Paper.**

# SHAKESPEARE FESTIVAL TECHNICAL CATEGORY

## CHARACTER COSTUMES – DIVISION B

- A. Category is either “**Open**,” from the featured plays, or from a particular genre, as determined by A/B Division teachers at an official DTASC meeting, but **instructor must select one play per entry**.
- B. An entry may consist of one or two characters from the same play.
- C. Each entry is required to present a short presentation or scene to demonstrate costumes and character to the judges, 10–30 seconds max.
- D. A maximum of **\$75.00 total per entry** may be spent for the fully realized costume(s). See Costume Guidelines, page E4–9.
- E. **Six (6)** presenters to a team (maximum).  
Students may only participate on one presentation panel.  
**MANDATORY: At least one member from the design team MUST be on the presentation panel.**
- F. Any currently enrolled student at the school can participate in the creation and execution of the design.
- G. **MANDATORY: Prepared oral presentation** will not exceed eight (8) minutes in length. All presentations must include **explanation of concept, choices, and materials**. Presenters must have a **thorough knowledge of concept and materials** as the judges will be allotted an approximate three (3) minute question and answer period following the presentation.  
See page E4–10 for HELPFUL HINTS.
- H. **MANDATORY: Notebook** with the following items in this order:
  - 1. **Title page with School Code, “B” Festival, Title & Author of Play**
  - 2. **Signed form from coach** declaring project was all student designed and produced, and all costs were kept within designated limits.  
SEE PAGE E4–31. Copy for EACH entry.
  - 3. **Concept Paper**. See attached for directions. 1–2 pages max for Concept Paper.
  - 4. **Research** — to include actual research, plus sketches, problems solved, unused ideas, etc.

**See page E4–28 for specific details about the Notebook and Concept Paper.**

# SHAKESPEARE FESTIVAL TECHNICAL CATEGORY

## DIVISION C – SETS/LIGHTS/GRAPHICS

- A. Entries **MUST** be from the **play or genre designated** by DTASC. **Instructor must select ONE play** to use **for all tech entries** for each festival.
- B. **THREE (3) sets required, at 1/2" scale.**  
Stage description and dimensions are the designer's choice (and must be included and adhered to throughout the designs) but they must not exceed the DTASC standards of 18' high, 36' wide, 30' deep.
1. **Set Design**
    - a. Bring architectural **overhead** ground plans, **1/4" or 1/2" scale MANDATORY.**
    - b. White paper only, with artist rendering of set in color—may be included.
  2. **Set Model**
    - a. **1/2" scale MANDATORY**
    - b. Any suitable material may be used.
    - c. Maximum cost is \$75; does NOT include the "Black Box" Theatre model.
- C. **Lights — See next page for details**
- D. **Poster OR Flyer MANDATORY**
1. Create one poster or flyer advertising this play.
  2. Do NOT use real school name. (Make up one, or use Shakespeare as school name.)
- E. **Four (4) presenters** to a team (maximum). Students may only participate on one presentation panel. **MANDATORY:** At least one member from the design team **MUST** be on the presentation panel.
- F. Any currently enrolled student at the school can participate in the creation and execution of the design.
- G. Technology (optional) — For the purposes of presentation, the use of latest theatre technology is encouraged. Entrant must bring own equipment. One television, a VCR, and a regular overhead projector will be available. Darkness of the room in which presentation takes place cannot be guaranteed.
- H. **MANDATORY:** Prepared **oral presentation** will not exceed eight (8) minutes in length. All presentations must include **explanation of concept, choices, and materials.** Presenters must have a **thorough knowledge of concept and materials** as the judges will be allotted an approximate three (3) minute question and answer period following the presentation.
- I. **MANDATORY: Notebook** with the following items in this order:
1. **Title page with School Code, "C" Festival, Title & Author of Play**
  2. **Signed form from coach** declaring project was all student designed and produced, and all costs were kept within designated limits.  
SEE PAGE E4–30. Copy for EACH entry.
  3. **Concept Paper.** See attached for directions. 1–2 pages max for Concept Paper.
  4. **Research** — to include actual research, plus sketches, problems solved, unused ideas, etc.
- See page E4–27 for specific details about the Notebook and Concept Paper.**

*continued*

**C DIVISION SETS/LIGHTS/GRAPHICS, CONTINUED**


**NOTE:** Light design can begin once students have the dimensions and approximate design for the stage. The sets do not have to be completely finished when light design is started. • Allow at least 5 class periods for creating the light design.

**C. THREE (3) light designs required, one for each set. Simple, 1/4" scale overhead ground plans required.**

**1. Circuitry**


- a. Must be feasible for use at a school.
- b. **MUST** include **circuiting chart**.
- c. The following are **recommended**:
  - 50 circuits available
  - Each circuit is 1,500 watts
  - 3 electrics remain as is, with each one containing 8 circuits. 24 total circuits for the electrics
  - Ante-Proscaenium (APs) will contain 16 circuits
  - There will be 10 floor pockets.
  - The floor pockets will be located in the following positions and cannot be moved:

The electrics and AP will allow for repositioning of circuits to accommodate individual designs. What follows is an **EXAMPLE**:



**2. Instruments**

May use any lighting instruments that are appropriate.



- a. Light design **MUST** include **instrument schedule**: Type, hanging location, beam position (Numbers remain as currently listed. Individual instrument wattage left up to each designer, as long as it is workable for actual instruments. Wattage must be part of light design).

**EVEN IF THE SETS DESIGNED HAVE A THRUST OR ARENA STAGE, THIS CIRCUITING CHART IS STILL USED.**

- b. Light design **MUST** include **color medium schedule**.  
(See examples, page E4-22 and E4-23.)

*continued*

## C DIVISION SETS/LIGHTS/GRAPHICS, CONTINUED

### RATIONALE

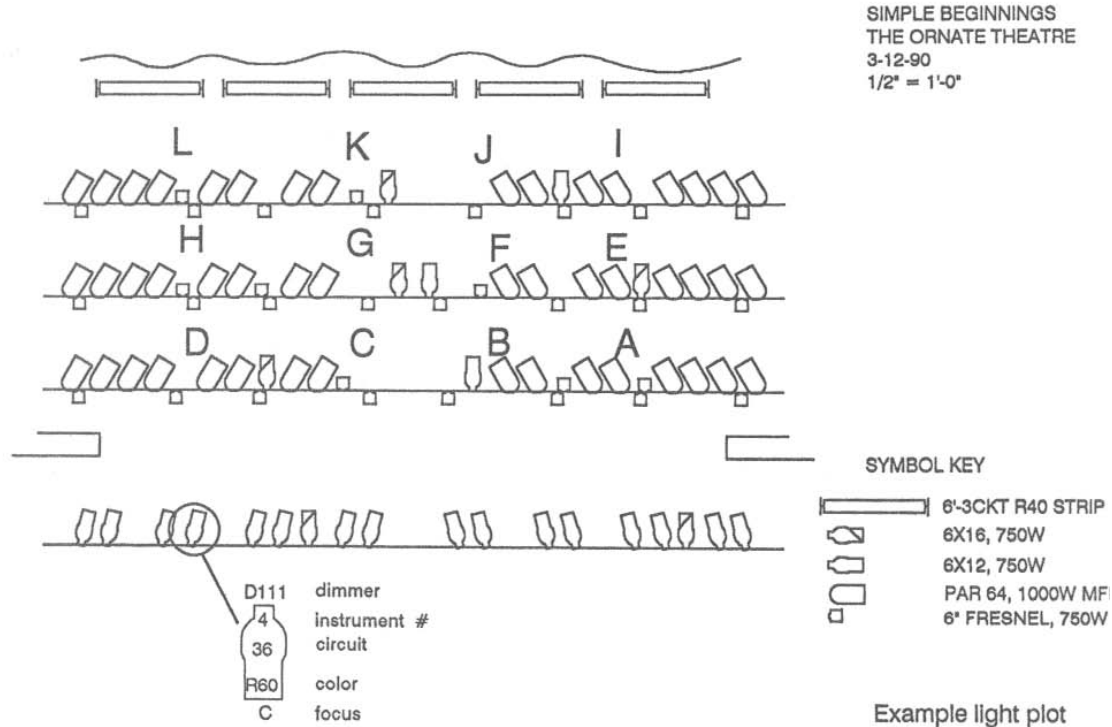
- 1,500 watts per Circuit will allow for ample use of “Specials,” as well as allow for a much more practical light design.
- 1,500 watts per circuit will allow for 250 watt strip lamps on a standard 3 lamp per strip, ganged together with a second strip light.
- Adding floor pockets will make “Practical” lights an actual part of light designs.

### SUGGESTED INSTRUMENTS:

- Set up: 2 catwalks, 3 electrics, 2 trees
- Instruments: 24 6” Ellipsoidals, 24 6” Fresnels (pronounced “fer-NELS”), 2 beam projectors, 4 strip lights, 1 spotlight, 6 gel scrollers, 2 image projectors
- **May use any lighting instrument or accessory within reason, e.g. LED lights, intelligent mirrors, Gobo projectors, etc. are encouraged. These above listed instruments are just a guide line.**  
*We ask, however, that you do not include advanced instruments or accessories that are available only to a professional company, like an Elation Power Spot 575 priced at about \$2,000.00! An impressive instrument, yes, but beyond the reach of a typical High School theatre department.*
- May use any colors
- Sample gel colors may be included in presentation

NOTE: No added instruments are allowed to connect to the accessories.

## Sample Light Plot



*This theatrical light plot is the plan used to hang the show's lighting.*

## Sample Instrument Schedule (abbreviated) (includes color medium schedule)

### Instrument Schedule

(All Layers)

8/28/2005 15:53

Venue: McFarlin Auditorium

Show: Repertory

Designer: Jeannine Stegin


Assistant: Rhonda Miller

#### 1st Electric

Unit	Channel	Dimmer	Type	Lens	Wattage	Purpose	Colour	Gobo
1	19	48	Source 4	36 Degree	575	L1 WARM P R58		
2	25	49	Source 4	36 Degree	575	L1 COOL PI R68		
3	19	50	Source 4	26 Degree	575	L1 WARM P R58		
4	25	51	Source 4	26 Degree	575	L1 COOL PI R68		
5	118	52	Source 4	26 Degree	575	SPECIAL R51		
6	14	53	Strand Cent		750	US PINK W/ R35		
7	16	54	Strand Cent		750	US BLUE W R78		
8	18	55	Strand Cent		750	US AMBER R9		
9	117	56	Source 4	26 Degree	575	SPECIAL R51		
10	14	57	Strand Cent		750	US PINK W/ R35		



# Common Lighting Symbols



# SHAKESPEARE FESTIVAL TECHNICAL CATEGORY

## COURT COSTUMES – DIVISION C

- A. Single lady-in-waiting or single gentleman-of-the-court per entry, OR if two costumes are included in one entry, it could be a pair of ladies-in-waiting, a pair of gentlemen-of-the-court, or a couple. **NOTE: No Shakespearean characters are permitted in this category.**
- B. Court costumes may be English or from another European court during the life of Shakespeare.
- C. PRESENTATION
1. Each model must prepare a 10–15 second royal greeting, including the character’s name and country of origin.  
Examples of this type of address might be:  
“Your Royal Highness, I present myself, Wilma/William of England, your humble servant.” — or — “Your Most Gracious Majesty, may I present myself as your loyal subject, Wilma/William of England.”
  2. Each entry is expected to be a member of the Royal Court and participate in the opening pageant for the presentation of awards.
  3. The first place winner shall be named “Queen/King of the Pageant” and shall be responsible for opening the Pageant. (After the procession and the announcement of winners, s/he takes their place on the throne and exclaims, “Let the festivities begin!”) The second through fifth place winners shall assist in presenting the awards.
- D. A maximum of **\$75.00 total per entry** may be spent for the fully realized costume(s). See Costume Guidelines, page E4–9.
- E. **Four (4)** presenters to a team (maximum), including models.  
Students may only participate on one presentation panel.  
**MANDATORY:** At least **one member from the design team MUST** be on the presentation panel.
- F. Any currently enrolled student at the school can participate in the creation and execution of the design.
- G. **MANDATORY:** Prepared **oral presentation** will not exceed eight (8) minutes in length. All presentations must include **explanation of concept, choices, and materials**. Presenters must have a **thorough knowledge of concept and materials** as the judges will be allotted an approximate three (3) minute question and answer period following the presentation. See page E4–10 for HELPFUL HINTS.
- H. **MANDATORY: Notebook** with the following items in this order:
1. **Title page with School Code, “C” Festival, Title & Author of Play**
  2. **Signed form from coach** declaring project was all student designed and produced, and all costs were kept within designated limits.  
SEE PAGE E4–31. Copy for EACH entry.
  3. **Concept Paper**. See attached for directions. 1–2 pages max for Concept Paper.
  4. **Research** — to include actual research, plus sketches, problems solved, unused ideas, etc.
- See page E4–29 for specific details about the Notebook and Concept Paper.**

# SHAKESPEARE FESTIVAL TECHNICAL CATEGORY

## CHARACTER COSTUMES – DIVISION C

- A. Characters must be from the featured plays, or a specific genre designated by DTASC.  
**Instructor must select one play per entry.**
- B. An entry may consist of one or two characters from the same play.
- C. Each entry is required to present a short presentation or scene to demonstrate costumes and character to the judges, 10–30 seconds max.
- D. A maximum of **\$75.00 total per entry** may be spent for the fully realized costume(s).  
See Costume Guidelines, page E4–9.
- E. **Four** (4) presenters to a team (maximum).  
Students may only participate on one presentation panel.  
**MANDATORY:** At least **one member from the design team MUST** be on the presentation panel.
- F Any currently enrolled student at the school can participate in the creation and execution of the design.
- G. **MANDATORY:** Prepared **oral presentation** will not exceed eight (8) minutes in length. All presentations must include **explanation of concept, choices, and materials**. Presenters must have a **thorough knowledge of concept and materials** as the judges will be allotted an approximate three (3) minute question and answer period following the presentation.  
See page E4–10 for HELPFUL HINTS.
- H. **MANDATORY: Notebook** with the following items in this order:
  - 1. **Title page with School Code, “C” Festival, Title & Author of Play**
  - 2. **Signed form from coach** declaring project was all student designed and produced, and all costs were kept within designated limits.  
SEE PAGE E4–31. Copy for EACH entry.
  - 3. **Concept Paper**. See attached for directions. 1–2 pages max for Concept Paper.
  - 4. **Research** — to include actual research, plus sketches, problems solved, unused ideas, etc.

**See page E4–28 for specific details about the Notebook and Concept Paper.**

# SET/LIGHTS/GRAPHICS:

## A GUIDE TO THE

# NOTEBOOK AND CONCEPT PAPER

### I. TITLE PAGE

1. School Code
2. A, B, or C Division Festival
3. Title and author of play

### II. TEACHER'S SIGNATURE SHEET (see E4–30)

### III. CONCEPT PAPER (1–2 pages maximum)

Please write in short, simple sentences.

#### A. Essential Play Information

1. Title (again)
2. Author (again)
3. Genre (tragedy/comedy, etc.)
4. Historical period/cultural context
5. Settings and time passage
6. Style (romantic, etc.)

#### B. Interpretation of Play

1. Very brief plot summary — key conflict/resolution
2. Significant roles played by key characters
3. Dominant theme or message
4. Playwright's intent — How play reflects author's purpose

#### C. Designers' intent — Values of the play/playwright that the designers are committed to expressing through their designs

1. Mood, emotional tone, meanings
2. Stylistic and/or practical design goals

### IV. RESEARCH

The following are **recommendations** of things to include in this section. Include as few or as many as are appropriate for each entry.

- A. State specific design choices and explain in more detail how they help to communicate the practical needs, as well as meanings, emotions, and stylistic goals stated in the introduction.
- B. Drawings/sketches/renderings/models/plots (Explain in more detail how they support the play based on number and sequence of settings, time passage, script requirements, and authentic research)
- C. Practical choices — cost, time, materials, ease of use, ease in staging
- D. Artistic choices — color, texture, line, shape, composition, silhouette, balance, terminal accents, special effects
- E. Artistic license — unique choices based on an artistic vision (visual metaphors)
- F. Special design problems faced and how you resolved them
- G. Changes that you would make a second time and why
- H. Your greatest successes/personal rewards and why

CA Theatre Arts Standard  
3.2 - Advanced  
Students design theatre pieces  
in specific theatrical styles  
including classics by such  
playwrights as Shakespeare.

# COURT COSTUMES:

## A GUIDE TO THE

# NOTEBOOK AND CONCEPT PAPER

### I. TITLE PAGE

1. School Code
2. A, B, or C Division Festival
3. Title and author of play

### II. TEACHER'S SIGNATURE SHEET (see E4–31)

### III. CONCEPT PAPER (1–2 pages maximum)

Please write in short, simple sentences.

#### A. Essential Information

1. Historical period/cultural context
2. Settings and time period
3. Style/Status of court costume

#### B. Designers' intent — Values of the play/playwright that the designers are committed to expressing through their designs

1. Mood, emotional tone, meanings
2. Stylistic and/or practical design goals

### IV. RESEARCH

The following are **recommendations** of things to include in this section. Include as few or as many as are appropriate for each entry.

- A. State specific design choices and explain in more detail how they help to communicate the practical needs, as well as meanings, emotions, and stylistic goals stated in the introduction.
- B. Overall explanation of costume (Explain in more detail how it supports the role of a Lady-in-Waiting/Gentleman-of-the-Court, their actions, the time period, and authentic research)
- C. Drawings/sketches/renderings/models/plots (Explain in more detail how they support the play based on the characters, their actions, the time period, script requirements, and authentic research)
- D. Practical choices — cost, time, materials, ease of use, ease in staging
- E. Artistic choices — color, texture, line, shape, composition, silhouette, balance, terminal accents, special effects
- F. Artistic license — unique choices based on an artistic vision (visual metaphors)
- G. Special design problems faced and how you resolved them
- H. Changes that you would make a second time and why
- I. Your greatest successes/personal rewards and why

CA Theatre Arts Standard  
3.2 - Advanced  
Students design theatre pieces  
in specific theatrical styles  
including classics by such  
playwrights as Shakespeare.

# CHARACTER COSTUMES:

## A GUIDE TO THE

# NOTEBOOK AND CONCEPT PAPER

### I. TITLE PAGE

1. School Code
2. A, B, or C Division Festival
3. Title and author of play

### II. TEACHER'S SIGNATURE SHEET (see E4–31)

### III. CONCEPT PAPER (1–2 pages maximum)

Please write in short, simple sentences.

#### A. Essential Play Information

1. Title (again)
2. Author (again)
3. Genre (tragedy/comedy, etc.)
4. Historical period/cultural context
5. Settings and time passage
6. Style (romantic, etc.)

#### B. Interpretation of Play

1. Very brief plot summary — key conflict/resolution
2. Significant roles played by key characters
3. **Role(s) played by characters selected for this entry**
4. Dominant theme or message
5. Playwright's intent — How play reflects author's purpose

#### C. Designers' intent — Values of the play/playwright that the designers are committed to expressing through their designs

1. Mood, emotional tone, meanings
2. Stylistic and/or practical design goals

### IV. RESEARCH

The following are **recommendations** of things to include in this section. Include as few or as many as are appropriate for each entry.

- A. State specific design choices and explain in more detail how they help to communicate the practical needs, as well as meanings, emotions, and stylistic goals stated in the introduction.
- B. Practical choices — cost, time, materials, ease of use, ease in staging
- C. Artistic choices — color, texture, line, shape, composition, silhouette, balance, terminal accents, special effects
- D. Artistic license — unique choices based on an artistic vision (visual metaphors)
- E. Special design problems faced and how you resolved them
- F. Changes that you would make a second time and why
- G. Your greatest successes/personal rewards and why

CA Theatre Arts Standard  
3.2 - Advanced  
Students design theatre pieces  
in specific theatrical styles  
including classics by such  
playwrights as Shakespeare.

# SETS/LIGHTS/GRAPHICS VERIFICATION FORM

One copy of this sheet must be filled in and signed for the Sets/Lights/Graphics design entry. The participant must include it in the mandatory notebook.

SCHOOL CODE: \_\_\_\_\_

CREATOR'S NAME(S): \_\_\_\_\_

TOTAL COST OF DESIGN: \_\_\_\_\_

I verify that the accompanying set/lights design was conceptualized and created by student(s) enrolled in the above school indicated by code. I further verify that this design has never placed in any DTASC competition prior to this date and that it does not exceed the cost of seventy-five dollars (\$75).

\_\_\_\_\_  
Signature of Creator/Designer

\_\_\_\_\_  
Signature of Director/Sponsor

# SETS/LIGHTS/GRAPHICS VERIFICATION FORM

One copy of this sheet must be filled in and signed for the Sets/Lights/Graphics design entry. The participant must include it in the mandatory notebook.

SCHOOL CODE: \_\_\_\_\_

CREATOR'S NAME(S): \_\_\_\_\_

TOTAL COST OF DESIGN: \_\_\_\_\_

I verify that the accompanying set/lights design was conceptualized and created by student(s) enrolled in the above school indicated by code. I further verify that this design has never placed in any DTASC competition prior to this date and that it does not exceed the cost of seventy-five dollars (\$75).

\_\_\_\_\_  
Signature of Creator/Designer

\_\_\_\_\_  
Signature of Director/Sponsor

# COSTUME VERIFICATION FORM

One copy of this sheet must be filled in and signed for EACH costume entry (one entry may be a pair; if so, list both models and the cost of each one's costume). The participant must include this form in the mandatory notebook.

SCHOOL CODE: \_\_\_\_\_

CREATOR'S NAME: \_\_\_\_\_

MODEL'S NAME: \_\_\_\_\_

TOTAL COST: \_\_\_\_\_

I verify that the accompanying costume was designed and fabricated by student(s) enrolled in the above school indicated by code. I further verify that said costume has never placed in any DTASC competition prior to this date and that it does not exceed the cost of seventy-five dollars (\$75).

\_\_\_\_\_  
Signature of Creator/Designer

\_\_\_\_\_  
Signature of Director/Sponsor

# COSTUME VERIFICATION FORM

One copy of this sheet must be filled in and signed for EACH costume entry (one entry may be a pair; if so, list both models and the cost of each one's costume). The participant must include this form in the mandatory notebook.

SCHOOL CODE: \_\_\_\_\_

CREATOR'S NAME: \_\_\_\_\_

MODEL'S NAME: \_\_\_\_\_

TOTAL COST: \_\_\_\_\_

I verify that the accompanying costume was designed and fabricated by student(s) enrolled in the above school indicated by code. I further verify that said costume has never placed in any DTASC competition prior to this date and that it does not exceed the cost of seventy-five dollars (\$75).

\_\_\_\_\_  
Signature of Creator/Designer

\_\_\_\_\_  
Signature of Director/Sponsor

## SHAKESPEARE FESTIVAL RULES – INDEX FOR SHAKESPEARE 2012

Additional Costume Entries.....	E4-7	Notebook & Concept Paper:	
Audition Monologue, Rules for .....	E4-2	Sets/Lights/Graphics .....	E4-27
Behavior.....	E2-1 thru E2-3	Character Costumes .....	E4-29
Chairs .....	E2-3	Court Costumes.....	E4-28
Clothing Rules .....	E2-2	Notes about Costume Entries E4-7 thru E4-11	
Color Medium Schedules.....	E4-22, E4-23	Open Comedy .....	E4-2, E4-4
Comedy, Group, Rules for .....	E4-2, E4-4	Open Drama .....	E4-3
Concept Paper:		Open Tragedy.....	E4-3
Sets/Lights/Graphics .....	E4-27	Parody, Rules for.....	E4-3
Character Costumes .....	E4-29	Props .....	E2-2, E2-3
Court Costumes.....	E4-28	Rules for	
Costume Entries		Audition Monologue .....	E4-2
Division A .....	E4-12, E4-1	Large Group Comedy.....	E4-4
Division B .....	E4-16, E4-17	Large Group Tragedy.....	E4-3
Division C .....	E4-25, E4-26	Parody .....	E4-3
Guidelines .....	E4-9	Small Group Comedy .....	E4-2
Helpful Hints.....	E4-10	Small Group Drama .....	E4-3
Notebook/Concept Paper ...	E4-28, E4-29	Shakespeare’s Kings .....	E4-3
Notes to Coaches.....	E4-8	Tech Categories.....	E4-1
Verification Form .....	E4-31	Sets/Lights/Graphic	
Drama, Group, Rules for.....	E4-3	Division A .....	E4-11
Enforcement of Rules .....	E1-2	Division B .....	E4-14 thru E4-15
Event Rules .....	E4-2 thru E4-4	Division C .....	E4-18 thru E4-24
General Rules .....	all of E1 and E2	Notebook/Concept Paper .....	E4-27
Group Comedy, Rules for .....	E4-2, E4-4	Verification Form .....	E4-30
Group Drama, Rules for.....	E4-3	Shakespeare’s Kings, Rules for.....	E4-2
Guidelines, Costumes .....	E4-9	Shakespeare Play Summaries .....	C3-5
Helpful Hints for Costume Entrants ....	E4-10	Suggestive Behavior .....	E2-1
Introduction.....	E2-1	<i>Taming of the Shrew</i> : See Tech	
<i>Hamlet</i> : See Tech .....	E4-3	Tech Information begins on .....	E4-5
Light Plot/Instrument Schedules/Color		Tech Categories, General .....	E4-2
Medium Schedules.....	E4-22, E4-23	Text Rule.....	E4-2
Lighting Symbols.....	E4-24	Tragedy, Group, Rules for.....	E4-3
Monologue, Audition, Rules for .....	E4-2	Verification Form	
		Sets/Lights/Graphics .....	E4-30
		Costume .....	E4-31

**Attention all coaches and students from all schools:**

**You are responsible for following all the rules in  
Sections E1, E2 and E4  
for the Shakespeare Festival.**